


traze

Product Guide

January 2024




traze

Crystal Clear Trading


Zeal group of companies (collectively Zeal Group) is a business portfolio comprising regulated financial institutions (trading as ZFX) and fintech companies specializing in multi-asset liquidity solutions in regulated markets backed by proprietary technology, with a presence in all major global locations.

Founded by a group of veteran traders with decades-long experience in the industry, who not only share appreciation for the complexity the world of financial trading itself may present, but also have the expertise and commitment to change the industry for the better, ZFX has set its goal to deliver the next level of multi-asset trading services to retail and institutional investors alike.



traze

Product Guide



For the convenience of our customers, this guide provides an overview of contract specifications.

RANGE OF MARKETS

FX	03
Commodities CFDs	12
Indices CFDs	16
Crypto	21
Shares CFDs	24

TRADING CONDITIONS GUIDE	33
--------------------------	----

CONTACT INFORMATION	37
---------------------	----

RISK WARNING	37
--------------	----



FX

ZFX's offer comprises major, minor and emerging FX/ currency, allowing you to trade around the clock and take advantage of opportunities all over the world.

We also provide exclusive research on these assets to help you optimize your strategy.

Traze Standard STP Account : FX Trading Conditions

Symbol	Trading Product Name	Typical Spread	Commission (USD / Standard Lot)	Minimum Initial Margin (Trading Day)	Maximum Leverage (Trading Day)	Minimum Initial Margin(Weekend and/or Public Holiday)	Maximum Leverage (Weekend and/or Public Holiday)	Maintenance Margin	Expiry Date	Contract Size per Standard Lot	Minimum Stop Loss /Limit Order Distance	Minimum Trade Size in Standard Lot	Minimum Trade Size Increment	Tick Size	Maximum Trade Size per Order in Standard Lots
EURUSD	Euro vs US Dollar	0.00013	0	0.20%	1:500	0.20%	1:500	0.20%	No	100,000	0	0.01	0.01	0.00001	30
USDJPY	US Dollar vs Japanese Yen	0.014	0	0.20%	1:500	0.20%	1:500	0.20%	No	100,000	0	0.01	0.01	0.001	30
GBPUSD	British Pound vs US Dollar	0.00015	0	0.20%	1:500	0.20%	1:500	0.20%	No	100,000	0	0.01	0.01	0.00001	30
USDCHE	US Dollar vs Swiss Franc	0.00016	0	0.20%	1:500	0.20%	1:500	0.20%	No	100,000	0	0.01	0.01	0.00001	30
USDCAD	US Dollar vs Canadian Dollar	0.00016	0	0.20%	1:500	0.20%	1:500	0.20%	No	100,000	0	0.01	0.01	0.00001	30
AUDUSD	Australian Dollar vs US Dollar	0.00015	0	0.20%	1:500	0.20%	1:500	0.20%	No	100,000	0	0.01	0.01	0.00001	30
NZDUSD	New Zealand Dollar vs US Dollar	0.0002	0	0.20%	1:500	0.20%	1:500	0.20%	No	100,000	0	0.01	0.01	0.00001	30
EURJPY	Euro vs Japanese Yen	0.02	0	0.20%	1:500	0.20%	1:500	0.20%	No	100,000	0	0.01	0.01	0.001	30
GBPJPY	British Pound vs Japanese Yen	0.024	0	0.20%	1:500	0.20%	1:500	0.20%	No	100,000	0	0.01	0.01	0.001	30
AUDJPY	Australian Dollar vs Japanese Yen	0.02	0	0.20%	1:500	0.20%	1:500	0.20%	No	100,000	0	0.01	0.01	0.001	30
CADJPY	Canadian Dollar vs Japanese Yen	0.022	0	0.20%	1:500	0.20%	1:500	0.20%	No	100,000	0	0.01	0.01	0.001	30
EURGBP	Euro vs British Pound	0.00021	0	0.20%	1:500	0.20%	1:500	0.20%	No	100,000	0	0.01	0.01	0.00001	30
EURAUD	Euro vs Australian Dollar	0.00025	0	0.20%	1:500	0.20%	1:500	0.20%	No	100,000	0	0.01	0.01	0.00001	30
GBPAUD	British Pound vs Australian Dollar	0.00042	0	0.20%	1:500	0.20%	1:500	0.20%	No	100,000	0	0.01	0.01	0.00001	30
NZDCAD	New Zealand Dollar vs Canadian Dollar	0.00027	0	0.20%	1:500	0.20%	1:500	0.20%	No	100,000	0	0.01	0.01	0.00001	30
EURCAD	Euro vs Canadian Dollar	0.00025	0	0.20%	1:500	0.20%	1:500	0.20%	No	100,000	0	0.01	0.01	0.00001	30
GBPCAD	British Pound vs Canadian Dollar	0.00036	0	0.20%	1:500	0.20%	1:500	0.20%	No	100,000	0	0.01	0.01	0.00001	30
USDCNH	US Dollar vs Chinese Yuan (offshore)	0.00119	0	0.20%	1:500	0.20%	1:500	0.20%	No	100,000	0	0.01	0.01	0.00001	30
EURTRY	Euro vs Turkish Lira	0.02	0	2.00%	1:50	0.20%	1:500	0.20%	No	100,000	0	0.01	0.01	0.00001	30
USDTRY	US Dollar vs Turkish Lira	0.015	0	2.00%	1:50	0.20%	1:500	0.20%	No	100,000	0	0.01	0.01	0.00001	30
AUDCAD	Australian Dollar vs Canadian Dollar	0.00023	0	0.20%	1:500	0.20%	1:500	0.20%	No	100,000	0	0.01	0.01	0.00001	30
AUDNZD	Australian Dollar vs New Zealand	0.00033	0	0.20%	1:500	0.20%	1:500	0.20%	No	100,000	0	0.01	0.01	0.00001	30
AUDCHF	Australian Dollar vs Swiss Franc	0.00021	0	0.20%	1:500	0.20%	1:500	0.20%	No	100,000	0	0.01	0.01	0.00001	30
CADCHF	Canadian Dollar vs Swiss Franc	0.00023	0	0.20%	1:500	0.20%	1:500	0.20%	No	100,000	0	0.01	0.01	0.00001	30
CHFJPY	Swiss Franc vs Japanese Yen	0.024	0	0.20%	1:500	0.20%	1:500	0.20%	No	100,000	0	0.01	0.01	0.001	30
EURCHF	Euro vs Swiss Franc	0.00022	0	0.20%	1:500	0.20%	1:500	0.20%	No	100,000	0	0.01	0.01	0.00001	30
EURNZD	Euro vs New Zealand Dollar	0.00024	0	0.20%	1:500	0.20%	1:500	0.20%	No	100,000	0	0.01	0.01	0.00001	30
GBPNZD	British Pound vs New Zealand Dollar	0.00058	0	0.20%	1:500	0.20%	1:500	0.20%	No	100,000	0	0.01	0.01	0.00001	30
GBPCHF	British Pound vs Swiss Franc	0.00025	0	0.20%	1:500	0.20%	1:500	0.20%	No	100,000	0	0.01	0.01	0.00001	30
NZDCHF	New Zealand Dollar vs Swiss Franc	0.00035	0	0.20%	1:500	0.20%	1:500	0.20%	No	100,000	0	0.01	0.01	0.00001	30
USDSGD	US Dollar vs Singapore Dollar	0.00044	0	0.20%	1:500	0.20%	1:500	0.20%	No	100,000	0	0.01	0.01	0.00001	30
USDNOK	US Dollar vs Norwegian Krone	0.00431	0	0.50%	1:200	0.20%	1:500	0.20%	No	100,000	0	0.01	0.01	0.00001	30
NZDJPY	New Zealand Dollar vs Japanese Yen	0.023	0	0.20%	1:500	0.20%	1:500	0.20%	No	100,000	0	0.01	0.01	0.001	30

Traze Standard STP Account : FX Trading Conditions

Symbol	Trading Product Name	Typical Spread	Commission (USD / Standard Lot)	Minimum Initial Margin (Trading Day)	Maximum Leverage (Trading Day)	Minimum Initial Margin(Weekend and/or Public Holiday)	Maximum Leverage (Weekend and/or Public Holiday)	Maintenance Margin	Expiry Date	Contract Size per Standard Lot	Minimum Stop Loss /Limit Order Distance	Minimum Trade Size in Standard Lot	Minimum Trade Size Increment	Tick Size	Maximum Trade Size per Order in Standard Lots
USDHKD	US Dollar vs Hong Kong Dollar	0.00126	0	0.20%	1:500	0.20%	1:500	0.20%	No	100,000	0	0.01	0.01	0.00001	30
EURDKK	Euro vs Danish Krone	0.00192	0	0.20%	1:500	0.20%	1:500	0.20%	No	100,000	0	0.01	0.01	0.00001	30
EURHKD	Euro vs Hong Kong Dollar	0.00173	0	0.20%	1:500	0.20%	1:500	0.20%	No	100,000	0	0.01	0.01	0.00001	30
EURMXN	Euro vs Mexican Peso	0.0099	0	0.20%	1:500	0.20%	1:500	0.20%	No	100,000	0	0.01	0.01	0.00001	30
EURNOK	Euro vs Norwegian Krone	0.00393	0	0.50%	1:200	0.20%	1:500	0.20%	No	100,000	0	0.01	0.01	0.00001	30
EURPLN	Euro vs Polish Zloty	0.00204	0	0.50%	1:200	0.20%	1:500	0.20%	No	100,000	0	0.01	0.01	0.00001	30
EURRUB	Euro vs Russian Ruble	0.09145	0	0.20%	1:500	0.20%	1:500	0.20%	No	100,000	0	0.01	0.01	0.00001	30
EURSEK	Euro vs Swedish Krona	0.00363	0	0.50%	1:200	0.20%	1:500	0.20%	No	100,000	0	0.01	0.01	0.00001	30
EURSGD	Euro vs Singapore Dollar	0.0004	0	0.20%	1:500	0.20%	1:500	0.20%	No	100,000	0	0.01	0.01	0.00001	30
EURZAR	Euro vs South African Rand	0.00929	0	0.50%	1:200	0.20%	1:500	0.20%	No	100,000	0	0.01	0.01	0.00001	30
GBPDKK	British Pound vs Danish Krone	0.00346	0	0.20%	1:500	0.20%	1:500	0.20%	No	100,000	0	0.01	0.01	0.00001	30
GBPMXN	British Pound vs Mexican Peso	0.01398	0	0.50%	1:200	0.20%	1:500	0.20%	No	100,000	0	0.01	0.01	0.00001	30
GBPNOK	British Pound vs Norwegian Krone	0.00573	0	0.50%	1:200	0.20%	1:500	0.20%	No	100,000	0	0.01	0.01	0.00001	30
GBPPLN	British Pound vs Polish Zloty	0.00287	0	0.50%	1:200	0.20%	1:500	0.20%	No	100,000	0	0.01	0.01	0.00001	30
GBPSEK	British Pound vs Swedish Krona	0.00521	0	0.50%	1:200	0.20%	1:500	0.20%	No	100,000	0	0.01	0.01	0.00001	30
GBPSGD	British Pound vs Singapore Dollar	0.00058	0	0.50%	1:200	0.20%	1:500	0.20%	No	100,000	0	0.01	0.01	0.00001	30
GBPTRY	British Pound vs Turkish Lira	0.00947	0	2.00%	1:50	0.20%	1:500	0.20%	No	100,000	0	0.01	0.01	0.00001	30
GBPZAR	British Pound vs South African Rand	0.01047	0	0.50%	1:200	0.20%	1:500	0.20%	No	100,000	0	0.01	0.01	0.00001	30
USDBRL	US Dollar vs Brazilian Real	0.00646	0	2.00%	1:50	0.20%	1:500	0.20%	No	100,000	0	0.01	0.01	0.00001	30
USDCZK	US Dollar vs Czech Koruna	0.0261	0	0.20%	1:500	0.20%	1:500	0.20%	No	100,000	0	0.01	0.01	0.0001	30
USDDKK	US Dollar vs Danish Krone	0.00147	0	0.20%	1:500	0.20%	1:500	0.20%	No	100,000	0	0.01	0.01	0.00001	30
USDHUF	US Dollar vs Hungarian Forint	0.346	0	0.50%	1:200	0.20%	1:500	0.20%	No	100,000	0	0.01	0.01	0.001	30
USDINR	US Dollar vs Indian Rupee	0.10086	0	0.50%	1:200	0.20%	1:500	0.20%	No	100,000	0	0.01	0.01	0.00001	30
USDKRW	US Dollar vs South Korean Won	0.35481	0	0.50%	1:200	0.20%	1:500	0.20%	No	100,000	0	0.01	0.01	0.00001	30
USDMXN	US Dollar vs Mexican Peso	0.00756	0	0.20%	1:500	0.20%	1:500	0.20%	No	100,000	0	0.01	0.01	0.00001	30
USDPLN	US Dollar vs Polish Zloty	0.00185	0	0.20%	1:500	0.20%	1:500	0.20%	No	100,000	0	0.01	0.01	0.00001	30
USDRUB	US Dollar vs Russian Ruble	0.03174	0	0.20%	1:500	0.20%	1:500	0.20%	No	100,000	0	0.01	0.01	0.00001	30
USDSEK	US Dollar vs Swedish Krona	0.00296	0	0.50%	1:200	0.20%	1:500	0.20%	No	100,000	0	0.01	0.01	0.00001	30
USDTHB	US Dollar vs Thai Baht	0.039	0	0.20%	1:500	0.20%	1:500	0.20%	No	100,000	0	0.01	0.01	0.001	30
USDZAR	US Dollar vs South African Rand	0.00728	0	0.50%	1:200	0.20%	1:500	0.20%	No	100,000	0	0.01	0.01	0.00001	30

Traze ECN Account : FX Trading Conditions

Symbol	Trading Product Name	Typical Spread	Commission (USD / Standard Lot)	Minimum Initial Margin (Trading Day)	Maximum Leverage (Trading Day)	Minimum Initial Margin(Weekend and/or Public Holiday)	Maximum Leverage (Weekend and/or Public Holiday)	Maintenance Margin	Expiry Date	Contract Size per Standard Lot	Minimum Stop Loss /Limit Order Distance	Minimum Trade Size in Standard Lot	Minimum Trade Size Increment	Tick Size	Maximum Trade Size per Order in Standard Lots
EURUSDe	Euro vs US Dollar	0.00002	7	0.20%	1:500	0.20%	1:500	0.20%	No	100,000	0	0.01	0.01	0.00001	50
USDJPYe	US Dollar vs Japanese Yen	0.003	7	0.20%	1:500	0.20%	1:500	0.20%	No	100,000	0	0.01	0.01	0.001	50
GBPUSDe	British Pound vs US Dollar	0.00004	7	0.20%	1:500	0.20%	1:500	0.20%	No	100,000	0	0.01	0.01	0.00001	50
USDCHFe	US Dollar vs Swiss Franc	0.00005	7	0.20%	1:500	0.20%	1:500	0.20%	No	100,000	0	0.01	0.01	0.00001	50
USDCADe	US Dollar vs Canadian Dollar	0.00005	7	0.20%	1:500	0.20%	1:500	0.20%	No	100,000	0	0.01	0.01	0.00001	50
AUDUSDe	Australian Dollar vs US Dollar	0.00004	7	0.20%	1:500	0.20%	1:500	0.20%	No	100,000	0	0.01	0.01	0.00001	50
NZDUSDe	New Zealand Dollar vs US Dollar	0.00005	7	0.20%	1:500	0.20%	1:500	0.20%	No	100,000	0	0.01	0.01	0.00001	50
EURJPYe	Euro vs Japanese Yen	0.005	7	0.20%	1:500	0.20%	1:500	0.20%	No	100,000	0	0.01	0.01	0.001	50
GBPJPYe	British Pound vs Japanese Yen	0.009	7	0.20%	1:500	0.20%	1:500	0.20%	No	100,000	0	0.01	0.01	0.001	50
AUDJPYe	Australian Dollar vs Japanese Yen	0.005	7	0.20%	1:500	0.20%	1:500	0.20%	No	100,000	0	0.01	0.01	0.001	50
CADJPYe	Canadian Dollar vs Japanese Yen	0.007	7	0.20%	1:500	0.20%	1:500	0.20%	No	100,000	0	0.01	0.01	0.001	50
EURGBPe	Euro vs British Pound	0.00006	7	0.20%	1:500	0.20%	1:500	0.20%	No	100,000	0	0.01	0.01	0.00001	50
EURAUDe	Euro vs Australian Dollar	0.0001	7	0.20%	1:500	0.20%	1:500	0.20%	No	100,000	0	0.01	0.01	0.00001	50
GBPAUDe	British Pound vs Australian Dollar	0.00025	7	0.20%	1:500	0.20%	1:500	0.20%	No	100,000	0	0.01	0.01	0.00001	50
NZDCADe	New Zealand Dollar vs Canadian Dollar	0.00012	7	0.20%	1:500	0.20%	1:500	0.20%	No	100,000	0	0.01	0.01	0.00001	50
EURCADe	Euro vs Canadian Dollar	0.0001	7	0.20%	1:500	0.20%	1:500	0.20%	No	100,000	0	0.01	0.01	0.00001	50
GBPCADe	British Pound vs Canadian Dollar	0.00016	7	0.20%	1:500	0.20%	1:500	0.20%	No	100,000	0	0.01	0.01	0.00001	50
USDCNHe	US Dollar vs Chinese Yuan (offshore)	0.00049	7	0.20%	1:500	0.20%	1:500	0.20%	No	100,000	0	0.01	0.01	0.00001	50
EURTRYe	Euro vs Turkish Lira	0.018	7	2.00%	1:50	0.20%	1:500	2.00%	No	100,000	0	0.01	0.01	0.00001	50
USDTRYe	US Dollar vs Turkish Lira	0.013	7	2.00%	1:50	0.20%	1:500	2.00%	No	100,000	0	0.01	0.01	0.00001	50
AUDCADe	Australian Dollar vs Canadian Dollar	0.00008	7	0.20%	1:500	0.20%	1:500	0.20%	No	100,000	0	0.01	0.01	0.00001	50
AUDNZDe	Australian Dollar vs New Zealand	0.00008	7	0.20%	1:500	0.20%	1:500	0.20%	No	100,000	0	0.01	0.01	0.00001	50
AUDCHF	Australian Dollar vs Swiss Franc	0.00006	7	0.20%	1:500	0.20%	1:500	0.20%	No	100,000	0	0.01	0.01	0.00001	50
CADCHF	Canadian Dollar vs Swiss Franc	0.00008	7	0.20%	1:500	0.20%	1:500	0.20%	No	100,000	0	0.01	0.01	0.00001	50
CHFJPYe	Swiss Franc vs Japanese Yen	0.009	7	0.20%	1:500	0.20%	1:500	0.20%	No	100,000	0	0.01	0.01	0.001	50
EURCHF	Euro vs Swiss Franc	0.00007	7	0.20%	1:500	0.20%	1:500	0.20%	No	100,000	0	0.01	0.01	0.00001	50
EURNZDe	Euro vs New Zealand Dollar	0.00009	7	0.20%	1:500	0.20%	1:500	0.20%	No	100,000	0	0.01	0.01	0.00001	50
GBPNZDe	British Pound vs New Zealand Dollar	0.00023	7	0.20%	1:500	0.20%	1:500	0.20%	No	100,000	0	0.01	0.01	0.00001	50
GBPCHF	British Pound vs Swiss Franc	0.0001	7	0.20%	1:500	0.20%	1:500	0.20%	No	100,000	0	0.01	0.01	0.00001	50
NZDCHF	New Zealand Dollar vs Swiss Franc	0.00009	7	0.20%	1:500	0.20%	1:500	0.20%	No	100,000	0	0.01	0.01	0.00001	50
USDSGDe	US Dollar vs Singapore Dollar	0.00014	7	0.20%	1:500	0.20%	1:500	0.20%	No	100,000	0	0.01	0.01	0.00001	50
USDNOKe	US Dollar vs Norwegian Krone	0.00251	7	0.50%	1:200	0.20%	1:500	0.50%	No	100,000	0	0.01	0.01	0.00001	50
NZDJPYe	New Zealand Dollar vs Japanese Yen	0.008	7	0.20%	1:500	0.20%	1:500	0.20%	No	100,000	0	0.01	0.01	0.001	50

Traze ECN Account : FX Trading Conditions

Symbol	Trading Product Name	Typical Spread	Commission (USD / Standard Lot)	Minimum Initial Margin (Trading Day)	Maximum Leverage (Trading Day)	Minimum Initial Margin(Weekend and/or Public Holiday)	Maximum Leverage (Weekend and/or Public Holiday)	Maintenance Margin	Expiry Date	Contract Size per Standard Lot	Minimum Stop Loss /Limit Order Distance	Minimum Trade Size in Standard Lot	Minimum Trade Size Increment	Tick Size	Maximum Trade Size per Order in Standard Lots
USDHKDe	US Dollar vs Hong Kong Dollar	0.00026	7	0.20%	1:500	0.20%	1:500	0.20%	No	100,000	0	0.01	0.01	0.00001	50
EURDKKe	Euro vs Danish Krone	0.00052	7	0.20%	1:500	0.20%	1:500	0.20%	No	100,000	0	0.01	0.01	0.00001	50
EURHKDe	Euro vs Hong Kong Dollar	0.00033	7	0.20%	1:500	0.20%	1:500	0.20%	No	100,000	0	0.01	0.01	0.00001	50
EURMXNe	Euro vs Mexican Peso	0.0064	7	0.20%	1:500	0.20%	1:500	0.20%	No	100,000	0	0.01	0.01	0.00001	50
EURNOKe	Euro vs Norwegian Krone	0.00233	7	0.50%	1:200	0.20%	1:500	0.50%	No	100,000	0	0.01	0.01	0.00001	50
EURPLNe	Euro vs Polish Zloty	0.00144	7	0.50%	1:200	0.20%	1:500	0.50%	No	100,000	0	0.01	0.01	0.00001	50
EURRUBe	Euro vs Russian Ruble	0.06145	7	0.20%	1:500	0.20%	1:500	0.20%	No	100,000	0	0.01	0.01	0.00001	50
EURSEKe	Euro vs Swedish Krona	0.00163	7	0.50%	1:200	0.20%	1:500	0.50%	No	100,000	0	0.01	0.01	0.00001	50
EURSGDe	Euro vs Singapore Dollar	0.0001	7	0.20%	1:500	0.20%	1:500	0.20%	No	100,000	0	0.01	0.01	0.00001	50
EURZARe	Euro vs South African Rand	0.00629	7	0.50%	1:200	0.20%	1:500	0.50%	No	100,000	0	0.01	0.01	0.00001	50
GBPDKKe	British Pound vs Danish Krone	0.00146	7	0.20%	1:500	0.20%	1:500	0.20%	No	100,000	0	0.01	0.01	0.00001	50
GBPMXNe	British Pound vs Mexican Peso	0.00898	7	0.50%	1:200	0.20%	1:500	0.50%	No	100,000	0	0.01	0.01	0.00001	50
GBPNOKe	British Pound vs Norwegian Krone	0.00373	7	0.50%	1:200	0.20%	1:500	0.50%	No	100,000	0	0.01	0.01	0.00001	50
GBPPLNe	British Pound vs Polish Zloty	0.00207	7	0.50%	1:200	0.20%	1:500	0.50%	No	100,000	0	0.01	0.01	0.00001	50
GBPSEKe	British Pound vs Swedish Krona	0.00281	7	0.50%	1:200	0.20%	1:500	0.50%	No	100,000	0	0.01	0.01	0.00001	50
GBPSGDe	British Pound vs Singapore Dollar	0.00023	7	0.50%	1:200	0.20%	1:500	0.50%	No	100,000	0	0.01	0.01	0.00001	50
GBPTRYe	British Pound vs Turkish Lira	0.00647	7	2.00%	1:50	0.20%	1:500	2.00%	No	100,000	0	0.01	0.01	0.00001	50
GBPZARe	British Pound vs South African Rand	0.00647	7	0.50%	1:200	0.20%	1:500	0.50%	No	100,000	0	0.01	0.01	0.00001	50
USDBRLe	US Dollar vs Brazilian Real	0.00446	7	2.00%	1:50	0.20%	1:500	2.00%	No	100,000	0	0.01	0.01	0.00001	50
USDCZKe	US Dollar vs Czech Koruna	0.0181	7	0.20%	1:500	0.20%	1:500	0.20%	No	100,000	0	0.01	0.01	0.0001	50
USDDKKe	US Dollar vs Danish Krone	0.00047	7	0.20%	1:500	0.20%	1:500	0.20%	No	100,000	0	0.01	0.01	0.00001	50
USDHUFe	US Dollar vs Hungarian Forint	0.246	7	0.50%	1:200	0.20%	1:500	0.50%	No	100,000	0	0.01	0.01	0.001	50
USDINRe	US Dollar vs Indian Rupee	0.08086	7	0.50%	1:200	0.20%	1:500	0.50%	No	100,000	0	0.01	0.01	0.00001	50
USDKRWe	US Dollar vs South Korean Won	0.30481	7	0.50%	1:200	0.20%	1:500	0.50%	No	100,000	0	0.01	0.01	0.00001	50
USDMXNe	US Dollar vs Mexican Peso	0.00506	7	0.20%	1:500	0.20%	1:500	0.20%	No	100,000	0	0.01	0.01	0.00001	50
USDPLNe	US Dollar vs Polish Zloty	0.00125	7	0.20%	1:500	0.20%	1:500	0.20%	No	100,000	0	0.01	0.01	0.00001	50
USDRUBe	US Dollar vs Russian Ruble	0.01674	7	0.20%	1:500	0.20%	1:500	0.20%	No	100,000	0	0.01	0.01	0.00001	50
USDSEKe	US Dollar vs Swedish Krona	0.00156	7	0.50%	1:200	0.50%	1:200	0.50%	No	100,000	0	0.01	0.01	0.00001	50
USDTHBe	US Dollar vs Thai Baht	0.009	7	0.20%	1:500	0.20%	1:500	0.20%	No	100,000	0	0.01	0.01	0.001	50
USDZARe	US Dollar vs South African Rand	0.00508	7	0.50%	1:200	0.50%	1:200	0.50%	No	100,000	0	0.01	0.01	0.00001	50

Traze Mini Account : FX Trading Conditions

Symbol	Trading Product Name	Typical Spread	Commission (USD / Standard Lot)	Minimum Initial Margin (Trading Day)	Maximum Leverage (Trading Day)	Minimum Initial Margin(Weekend and/or Public Holiday)	Maximum Leverage (Weekend and/or Public Holiday)	Maintenance Margin	Expiry Date	Contract Size per Standard Lot	Minimum Stop Loss /Limit Order Distance	Minimum Trade Size in Standard Lot	Minimum Trade Size Increment	Tick Size	Maximum Trade Size per Order in Standard Lots
EURUSDmin	Euro vs US Dollar	0.00015	0	0.05%	1:2000	0.05%	1:2000	0.05%	No	10,000	2	0.1	0.1	0.00001	100
USDJPYmin	US Dollar vs Japanese Yen	0.015	0	0.05%	1:2000	0.05%	1:2000	0.05%	No	10,000	2	0.1	0.1	0.001	100
GBPUSDmin	British Pound vs US Dollar	0.00019	0	0.05%	1:2000	0.05%	1:2000	0.05%	No	10,000	4	0.1	0.1	0.00001	100
USDCHFmin	US Dollar vs Swiss Franc	0.00019	0	0.05%	1:2000	0.05%	1:2000	0.05%	No	10,000	3	0.1	0.1	0.00001	100
USDCADmin	US Dollar vs Canadian Dollar	0.00019	0	0.05%	1:2000	0.05%	1:2000	0.05%	No	10,000	3	0.1	0.1	0.00001	100
AUDUSDmin	Australian Dollar vs US Dollar	0.00023	0	0.05%	1:2000	0.05%	1:2000	0.05%	No	10,000	3	0.1	0.1	0.00001	100
NZDUSDmin	New Zealand Dollar vs US Dollar	0.00018	0	0.05%	1:2000	0.05%	1:2000	0.05%	No	10,000	3	0.1	0.1	0.00001	100
EURJPYmin	Euro vs Japanese Yen	0.018	0	0.05%	1:2000	0.05%	1:2000	0.05%	No	10,000	5	0.1	0.1	0.001	100
GBPJPYmin	British Pound vs Japanese Yen	0.024	0	0.05%	1:2000	0.05%	1:2000	0.05%	No	10,000	10	0.1	0.1	0.001	100
AUDJPYmin	Australian Dollar vs Japanese Yen	0.022	0	0.05%	1:2000	0.05%	1:2000	0.05%	No	10,000	5	0.1	0.1	0.001	100
CADJPYmin	Canadian Dollar vs Japanese Yen	0.023	0	0.05%	1:2000	0.05%	1:2000	0.05%	No	10,000	5	0.1	0.1	0.001	100
EURGBPmin	Euro vs British Pound	0.00028	0	0.05%	1:2000	0.05%	1:2000	0.05%	No	10,000	5	0.1	0.1	0.00001	100
EURAUDmin	Euro vs Australian Dollar	0.00032	0	0.05%	1:2000	0.05%	1:2000	0.05%	No	10,000	5	0.1	0.1	0.00001	100
GBPAUDmin	British Pound vs Australian Dollar	0.00042	0	0.05%	1:2000	0.05%	1:2000	0.05%	No	10,000	10	0.1	0.1	0.00001	100
NZDCADmin	New Zealand Dollar vs Canadian Dollar	0.00027	0	0.05%	1:2000	0.05%	1:2000	0.05%	No	10,000	10	0.1	0.1	0.00001	100
EURCADmin	Euro vs Canadian Dollar	0.00026	0	0.05%	1:2000	0.05%	1:2000	0.05%	No	10,000	10	0.1	0.1	0.00001	100
GBPCADmin	British Pound vs Canadian Dollar	0.00036	0	0.05%	1:2000	0.05%	1:2000	0.05%	No	10,000	10	0.1	0.1	0.00001	100
USDCNHmin	US Dollar vs Chinese Yuan (offshore)	0.00232	0	0.05%	1:2000	0.05%	1:2000	0.05%	No	10,000	24	0.1	0.1	0.00001	100
EURTRYmin	Euro vs Turkish Lira	0.02	0	2.00%	1:50	2.00%	1:50	2.00%	No	10,000	20	0.1	0.1	0.00001	100
USDTRYmin	US Dollar vs Turkish Lira	0.015	0	2.00%	1:50	2.00%	1:50	2.00%	No	10,000	20	0.1	0.1	0.00001	100
AUDCADmin	Australian Dollar vs Canadian Dollar	0.00026	0	0.05%	1:2000	0.05%	1:2000	0.05%	No	10,000	6	0.1	0.1	0.00001	100
AUDNZDmin	Australian Dollar vs New Zealand	0.00036	0	0.05%	1:2000	0.05%	1:2000	0.05%	No	10,000	8	0.1	0.1	0.00001	100
AUDCHFmin	Australian Dollar vs Swiss Franc	0.00026	0	0.05%	1:2000	0.05%	1:2000	0.05%	No	10,000	6	0.1	0.1	0.00001	100
CADCHFmin	Canadian Dollar vs Swiss Franc	0.0003	0	0.05%	1:2000	0.05%	1:2000	0.05%	No	10,000	7	0.1	0.1	0.00001	100
CHFJPYmin	Swiss Franc vs Japanese Yen	0.026	0	0.05%	1:2000	0.05%	1:2000	0.05%	No	10,000	6	0.1	0.1	0.001	100
EURCHFmin	Euro vs Swiss Franc	0.00021	0	0.05%	1:2000	0.05%	1:2000	0.05%	No	10,000	5	0.1	0.1	0.00001	100
EURNZDmin	Euro vs New Zealand Dollar	0.00051	0	0.05%	1:2000	0.05%	1:2000	0.05%	No	10,000	11	0.1	0.1	0.00001	100
GBPNZDmin	British Pound vs New Zealand Dollar	0.0006	0	0.05%	1:2000	0.05%	1:2000	0.05%	No	10,000	13	0.1	0.1	0.00001	100
GBPCHFmin	British Pound vs Swiss Franc	0.00035	0	0.05%	1:2000	0.05%	1:2000	0.05%	No	10,000	8	0.1	0.1	0.00001	100
NZDCHFmin	New Zealand Dollar vs Swiss Franc	0.0004	0	0.05%	1:2000	0.05%	1:2000	0.05%	No	10,000	9	0.1	0.1	0.00001	100
USDSGDmin	US Dollar vs Singapore Dollar	0.00035	0	0.05%	1:2000	0.05%	1:2000	0.05%	No	10,000	35	0.1	0.1	0.00001	100
USDNOKmin	US Dollar vs Norwegian Krone	0.0032	0	0.50%	1:200	0.50%	1:200	0.50%	No	10,000	32	0.1	0.1	0.00001	100
NZDJPYmin	New Zealand Dollar vs Japanese Yen	0.025	0	0.05%	1:2000	0.05%	1:2000	0.05%	No	10,000	30	0.1	0.1	0.001	100


Traze Standard ECN Account : Trading Hours

Symbol	Trading Product Name	Trading Sessions (Note: Trading platforms and servers observe London time, which shifts seasonally between GMT+1 and GMT+0.)
EURUSDe	Euro vs US Dollar	Sunday 17:05 - Friday 16:55, Trading Days 16:59 - 17:01 Closed (New York time)
USDJPYe	US Dollar vs Japanese Yen	Sunday 17:05 - Friday 16:55, Trading Days 16:59 - 17:01 Closed (New York time)
GBPUSDe	British Pound vs US Dollar	Sunday 17:05 - Friday 16:55, Trading Days 16:59 - 17:01 Closed (New York time)
USDCHFfe	US Dollar vs Swiss Franc	Sunday 17:05 - Friday 16:55, Trading Days 16:59 - 17:01 Closed (New York time)
USDCADe	US Dollar vs Canadian Dollar	Sunday 17:05 - Friday 16:55, Trading Days 16:59 - 17:01 Closed (New York time)
AUDUSDe	Australian Dollar vs US Dollar	Sunday 17:05 - Friday 16:55, Trading Days 16:59 - 17:01 Closed (New York time)
NZDUSDe	New Zealand Dollar vs US Dollar	Sunday 17:05 - Friday 16:55, Trading Days 16:59 - 17:01 Closed (New York time)
EURJPYe	Euro vs Japanese Yen	Sunday 17:05 - Friday 16:55, Trading Days 16:59 - 17:01 Closed (New York time)
GBPJPYe	British Pound vs Japanese Yen	Sunday 17:05 - Friday 16:55, Trading Days 16:59 - 17:01 Closed (New York time)
AUDJPYe	Australian Dollar vs Japanese Yen	Sunday 17:05 - Friday 16:55, Trading Days 16:59 - 17:01 Closed (New York time)
CADJPYe	Canadian Dollar vs Japanese Yen	Sunday 17:05 - Friday 16:55, Trading Days 16:59 - 17:01 Closed (New York time)
EURGBPpe	Euro vs British Pound	Sunday 17:05 - Friday 16:55, Trading Days 16:59 - 17:01 Closed (New York time)
EURAUDe	Euro vs Australian Dollar	Sunday 17:05 - Friday 16:55, Trading Days 16:59 - 17:01 Closed (New York time)
GBPAUDe	British Pound vs Australian Dollar	Sunday 17:05 - Friday 16:55, Trading Days 16:59 - 17:01 Closed (New York time)
NZDCADe	New Zealand Dollar vs Canadian Dollar	Sunday 17:05 - Friday 16:55, Trading Days 16:59 - 17:01 Closed (New York time)
EURCADe	Euro vs Canadian Dollar	Sunday 17:05 - Friday 16:55, Trading Days 16:59 - 17:01 Closed (New York time)
GBPCADe	British Pound vs Canadian Dollar	Sunday 17:05 - Friday 16:55, Trading Days 16:59 - 17:01 Closed (New York time)
USDCNHe	US Dollar vs Chinese Yuan (offshore)	Sunday 17:05 - Friday 16:55, Trading Days 16:59 - 17:01 Closed (New York time)
EURTRYe	Euro vs Turkish Lira	Sunday 17:05 - Friday 16:55, Trading Days 16:59 - 17:01 Closed (New York time)
USDTRYe	US Dollar vs Turkish Lira	Sunday 17:05 - Friday 16:55, Trading Days 16:59 - 17:01 Closed (New York time)
AUDCADe	Australian Dollar vs Canadian Dollar	Sunday 17:05 - Friday 16:55, Trading Days 16:59 - 17:01 Closed (New York time)
AUDNZDe	Australian Dollar vs New Zealand	Sunday 17:05 - Friday 16:55, Trading Days 16:59 - 17:01 Closed (New York time)
AUDCHFfe	Australian Dollar vs Swiss Franc	Sunday 17:05 - Friday 16:55, Trading Days 16:59 - 17:01 Closed (New York time)
CADCHFfe	Canadian Dollar vs Swiss Franc	Sunday 17:05 - Friday 16:55, Trading Days 16:59 - 17:01 Closed (New York time)
CHFJPYe	Swiss Franc vs Japanese Yen	Sunday 17:05 - Friday 16:55, Trading Days 16:59 - 17:01 Closed (New York time)
EURCHFfe	Euro vs Swiss Franc	Sunday 17:05 - Friday 16:55, Trading Days 16:59 - 17:01 Closed (New York time)
EURNZDe	Euro vs New Zealand Dollar	Sunday 17:05 - Friday 16:55, Trading Days 16:59 - 17:01 Closed (New York time)
GBPNZDe	British Pound vs New Zealand Dollar	Sunday 17:05 - Friday 16:55, Trading Days 16:59 - 17:01 Closed (New York time)
GBPCHFfe	British Pound vs Swiss Franc	Sunday 17:05 - Friday 16:55, Trading Days 16:59 - 17:01 Closed (New York time)
NZDCHFfe	New Zealand Dollar vs Swiss Franc	Sunday 17:05 - Friday 16:55, Trading Days 16:59 - 17:01 Closed (New York time)
USDSGDe	US Dollar vs Singapore Dollar	Sunday 17:05 - Friday 16:55, Trading Days 16:59 - 17:01 Closed (New York time)
USDNOKe	US Dollar vs Norwegian Krone	Sunday 17:05 - Friday 16:55, Trading Days 16:59 - 17:01 Closed (New York time)

Symbol	Trading Product Name	Trading Sessions (Note: Trading platforms and servers observe London time, which shifts seasonally between GMT+1 and GMT+0.)
NZDJPYe	New Zealand Dollar vs Japanese Yen	Sunday 17:05 - Friday 16:55, Trading Days 16:59 - 17:01 Closed (New York time)
USDHKDe	US Dollar vs Hong Kong Dollar	Sunday 17:05 - Friday 16:55, Trading Days 16:59 - 17:01 Closed (New York time)
EURDKKe	Euro vs Danish Krone	Sunday 17:05 - Friday 16:55, Trading Days 16:59 - 17:01 Closed (New York time)
EURHKDe	Euro vs Hong Kong Dollar	Sunday 17:05 - Friday 16:55, Trading Days 16:59 - 17:01 Closed (New York time)
EURMXNe	Euro vs Mexican Peso	Sunday 17:05 - Friday 16:55, Trading Days 16:59 - 17:01 Closed (New York time)
EURNOKe	Euro vs Norwegian Krone	Sunday 17:05 - Friday 16:55, Trading Days 16:59 - 17:01 Closed (New York time)
EURPLNe	Euro vs Polish Zloty	Sunday 17:05 - Friday 16:55, Trading Days 16:59 - 17:01 Closed (New York time)
EURRUBe	Euro vs Russian Ruble	Sunday 17:05 - Friday 16:55, Trading Days 16:59 - 17:01 Closed (New York time)
EURSEKe	Euro vs Swedish Krona	Sunday 17:05 - Friday 16:55, Trading Days 16:59 - 17:01 Closed (New York time)
EURSGDe	Euro vs Singapore Dollar	Sunday 17:05 - Friday 16:55, Trading Days 16:59 - 17:01 Closed (New York time)
EURZARe	Euro vs South African Rand	Sunday 17:05 - Friday 16:55, Trading Days 16:59 - 17:01 Closed (New York time)
GBPDKKe	British Pound vs Danish Krone	Sunday 17:05 - Friday 16:55, Trading Days 16:59 - 17:01 Closed (New York time)
GBPMXNe	British Pound vs Mexican Peso	Sunday 17:05 - Friday 16:55, Trading Days 16:59 - 17:01 Closed (New York time)
GBPNOKe	British Pound vs Norwegian Krone	Sunday 17:05 - Friday 16:55, Trading Days 16:59 - 17:01 Closed (New York time)
GBPPLNe	British Pound vs Polish Zloty	Sunday 17:05 - Friday 16:55, Trading Days 16:59 - 17:01 Closed (New York time)
GBPSEKe	British Pound vs Swedish Krona	Sunday 17:05 - Friday 16:55, Trading Days 16:59 - 17:01 Closed (New York time)
GBPSGDe	British Pound vs Singapore Dollar	Sunday 17:05 - Friday 16:55, Trading Days 16:59 - 17:01 Closed (New York time)
GBPTRYe	British Pound vs Turkish Lira	Sunday 17:05 - Friday 16:55, Trading Days 16:59 - 17:01 Closed (New York time)
GBPZARe	British Pound vs South African Rand	Sunday 17:05 - Friday 16:55, Trading Days 16:59 - 17:01 Closed (New York time)
USDBRLe	US Dollar vs Brazilian Real	Monday 08:11 - Friday 15:59, Trading Days 15:59 - 8:11 Closed (New York time)
USDCZKe	US Dollar vs Czech Koruna	Sunday 17:05 - Friday 16:55, Trading Days 16:59 - 17:01 Closed (New York time)
USDDKKe	US Dollar vs Danish Krone	Sunday 17:05 - Friday 16:55, Trading Days 16:59 - 17:01 Closed (New York time)
USDHUFfe	US Dollar vs Hungarian Forint	Sunday 17:05 - Friday 16:55, Trading Days 16:59 - 17:01 Closed (New York time)
USDINRe	US Dollar vs Indian Rupee	Sunday 22:31 - Friday 15:59, Trading Days 15:59 - 22:31 Closed (New York time)
USDKRWe	US Dollar vs South Korean Won	Sunday 21:01 - Friday 15:59, Trading Days 15:59 - 21:01 Closed (New York time)
USDMXNe	US Dollar vs Mexican Peso	Sunday 17:05 - Friday 16:55, Trading Days 16:59 - 17:01 Closed (New York time)
USDPLNe	US Dollar vs Polish Zloty	Sunday 17:05 - Friday 16:55, Trading Days 16:59 - 17:01 Closed (New York time)
USDRUBe	US Dollar vs Russian Ruble	Sunday 17:05 - Friday 16:55, Trading Days 16:59 - 17:01 Closed (New York time)
USDSEKe	US Dollar vs Swedish Krona	Sunday 17:05 - Friday 16:55, Trading Days 16:59 - 17:01 Closed (New York time)
USDTHBe	US Dollar vs Thai Baht	Sunday 17:05 - Friday 16:55, Trading Days 16:59 - 17:01 Closed (New York time)
USDTWDe	US Dollar vs Taiwan Dollar	Sunday 17:05 - Friday 16:55, Trading Days 16:59 - 17:01 Closed (New York time)
USDZARe	US Dollar vs South African Rand	Sunday 17:05 - Friday 16:55, Trading Days 16:59 - 17:01 Closed (New York time)

Traze Standard Mini Account : Trading Hours

Symbol	Trading Product Name	Trading Sessions (Note: Trading platforms and servers observe London time, which shifts seasonally between GMT+1 and GMT+0.)
EURUSDmin	Euro vs US Dollar	Sunday 17:05 - Friday 16:55, Trading Days 16:59 - 17:01 Closed (New York time)
USDJPYmin	US Dollar vs Japanese Yen	Sunday 17:05 - Friday 16:55, Trading Days 16:59 - 17:01 Closed (New York time)
GBPUSDmin	British Pound vs US Dollar	Sunday 17:05 - Friday 16:55, Trading Days 16:59 - 17:01 Closed (New York time)
USDCHEmin	US Dollar vs Swiss Franc	Sunday 17:05 - Friday 16:55, Trading Days 16:59 - 17:01 Closed (New York time)
USDCADmin	US Dollar vs Canadian Dollar	Sunday 17:05 - Friday 16:55, Trading Days 16:59 - 17:01 Closed (New York time)
AUDUSDmin	Australian Dollar vs US Dollar	Sunday 17:05 - Friday 16:55, Trading Days 16:59 - 17:01 Closed (New York time)
NZDUSDmin	New Zealand Dollar vs US Dollar	Sunday 17:05 - Friday 16:55, Trading Days 16:59 - 17:01 Closed (New York time)
EURJPYmin	Euro vs Japanese Yen	Sunday 17:05 - Friday 16:55, Trading Days 16:59 - 17:01 Closed (New York time)
GBPJPYmin	British Pound vs Japanese Yen	Sunday 17:05 - Friday 16:55, Trading Days 16:59 - 17:01 Closed (New York time)
AUDJPYmin	Australian Dollar vs Japanese Yen	Sunday 17:05 - Friday 16:55, Trading Days 16:59 - 17:01 Closed (New York time)
CADJPYmin	Canadian Dollar vs Japanese Yen	Sunday 17:05 - Friday 16:55, Trading Days 16:59 - 17:01 Closed (New York time)
EURGBPmin	Euro vs British Pound	Sunday 17:05 - Friday 16:55, Trading Days 16:59 - 17:01 Closed (New York time)
EURAUDmin	Euro vs Australian Dollar	Sunday 17:05 - Friday 16:55, Trading Days 16:59 - 17:01 Closed (New York time)
GBPAUDmin	British Pound vs Australian Dollar	Sunday 17:05 - Friday 16:55, Trading Days 16:59 - 17:01 Closed (New York time)
NZDCADmin	New Zealand Dollar vs Canadian Dollar	Sunday 17:05 - Friday 16:55, Trading Days 16:59 - 17:01 Closed (New York time)
EURCADmin	Euro vs Canadian Dollar	Sunday 17:05 - Friday 16:55, Trading Days 16:59 - 17:01 Closed (New York time)
GBPCADmin	British Pound vs Canadian Dollar	Sunday 17:05 - Friday 16:55, Trading Days 16:59 - 17:01 Closed (New York time)
USDCNHmin	US Dollar vs Chinese Yuan (offshore)	Sunday 17:05 - Friday 16:55, Trading Days 16:59 - 17:01 Closed (New York time)
EURTRYmin	Euro vs Turkish Lira	Sunday 17:05 - Friday 16:55, Trading Days 16:59 - 17:01 Closed (New York time)
USDTRYmin	US Dollar vs Turkish Lira	Sunday 17:05 - Friday 16:55, Trading Days 16:59 - 17:01 Closed (New York time)
AUDCADmin	Australian Dollar vs Canadian Dollar	Sunday 17:05 - Friday 16:55, Trading Days 16:59 - 17:01 Closed (New York time)
AUDNZDmin	Australian Dollar vs New Zealand	Sunday 17:05 - Friday 16:55, Trading Days 16:59 - 17:01 Closed (New York time)
AUDCHEmin	Australian Dollar vs Swiss Franc	Sunday 17:05 - Friday 16:55, Trading Days 16:59 - 17:01 Closed (New York time)
CADCHEmin	Canadian Dollar vs Swiss Franc	Sunday 17:05 - Friday 16:55, Trading Days 16:59 - 17:01 Closed (New York time)
CHFJPYmin	Swiss Franc vs Japanese Yen	Sunday 17:05 - Friday 16:55, Trading Days 16:59 - 17:01 Closed (New York time)
EURCHEmin	Euro vs Swiss Franc	Sunday 17:05 - Friday 16:55, Trading Days 16:59 - 17:01 Closed (New York time)
EURNZDmin	Euro vs New Zealand Dollar	Sunday 17:05 - Friday 16:55, Trading Days 16:59 - 17:01 Closed (New York time)
GBPNZDmin	British Pound vs New Zealand Dollar	Sunday 17:05 - Friday 16:55, Trading Days 16:59 - 17:01 Closed (New York time)
GBPCHmin	British Pound vs Swiss Franc	Sunday 17:05 - Friday 16:55, Trading Days 16:59 - 17:01 Closed (New York time)
NZDCHmin	New Zealand Dollar vs Swiss Franc	Sunday 17:05 - Friday 16:55, Trading Days 16:59 - 17:01 Closed (New York time)
USDSGDmin	US Dollar vs Singapore Dollar	Sunday 17:05 - Friday 16:55, Trading Days 16:59 - 17:01 Closed (New York time)
USDNOKmin	US Dollar vs Norwegian Krone	Sunday 17:05 - Friday 16:55, Trading Days 16:59 - 17:01 Closed (New York time)
NZDJPYmin	New Zealand Dollar vs Japanese Yen	Sunday 17:05 - Friday 16:55, Trading Days 16:59 - 17:01 Closed (New York time)



Commodities CFDs

Commodities such as oil, gas and copper are often used in strategies to diversify portfolios. With ZFX, you can trade on major commodities through different types of contracts.

Traze Standard STP Account : Commodities CFDs Trading Conditions

Symbol	Trading Product Name	Typical Spread	Commission (USD / Standard Lot)	Minimum Initial Margin (Trading Day)	Maximum Leverage (Trading Day)	Minimum Initial Margin(Weekend and/or Public Holiday)	Maximum Leverage (Weekend and/or Public Holiday)	Maintenance Margin	Expiry Date	Contract Size per Standard Lot	Minimum Stop Loss /Limit Order Distance	Minimum Trade Size in Standard Lot	Minimum Trade Size Increment	Tick Size	Maximum Trade Size per Order in Standard Lots
XAUUSD	Gold vs US Dollar	0.35	0	0.20%	1:500	0.20%	1:500	0.20%	No	100 troy oz.	0	0.01	0.01	0.01	30
XAGUSD	Silver vs US Dollar	0.025	0	0.20%	1:500	0.20%	1:500	0.20%	No	5,000 troy oz.	0	0.01	0.01	0.001	30
XPTUSD	Platinum US Dollar	5	0	2.00%	1:50	0.20%	1:500	0.20%	No	50 troy oz.	5	0.01	0.01	0.01	5
XPDUSD	Palladium US Dollar	15	0	2.00%	1:50	0.20%	1:500	0.20%	No	100 troy oz.	15	0.01	0.01	0.01	5
USOIL	WTI Oil	0.04	0	1.00%	1:100	0.20%	1:500	0.20%	No	1,000 barrels	0	0.01	0.01	0.01	20
UKOIL	Brent Oil	0.04	0	1.00%	1:100	0.20%	1:500	0.20%	No	1,000 barrels	0	0.01	0.01	0.01	20
USOIL_†	WTI Oil (futures)	0.04	0	1.00%	1:100	0.20%	1:500	0.20%	Yes, subject to announcement	1,000 barrels	0	0.01	0.01	0.01	20
UKOIL_†	Brent Oil (futures)	0.04	0	1.00%	1:100	0.20%	1:500	0.20%	Yes, subject to announcement	1,000 barrels	0	0.01	0.01	0.01	20
NG	Natural Gas	0.018	0	2.00%	1:50	0.20%	1:500	0.20%	No	10,000 MMBtu	0	0.01	0.01	0.001	20
COPPER	Copper	0.003	0	1.50%	1.5:100	0.20%	1:500	0.20%	No	25,000 pounds	0	0.01	0.01	0.0001	5

Traze ECN Account : Commodities CFDs Trading Conditions

Symbol	Trading Product Name	Typical Spread	Commission (USD / Standard Lot)	Minimum Initial Margin (Trading Day)	Maximum Leverage (Trading Day)	Minimum Initial Margin(Weekend and/or Public Holiday)	Maximum Leverage (Weekend and/or Public Holiday)	Maintenance Margin	Expiry Date	Contract Size per Standard Lot	Minimum Stop Loss /Limit Order Distance	Minimum Trade Size in Standard Lot	Minimum Trade Size Increment	Tick Size	Maximum Trade Size per Order in Standard Lots
XAUUSDe	Gold vs US Dollar	0.1	7	0.50%	1:200	0.50%	1:200	0.50%	No	100 troy oz.	0	0.01	0.01	0.01	50
XAGUSDe	Silver vs US Dollar	0.011	7	0.50%	1:200	0.50%	1:200	0.50%	No	5,000 troy oz.	0	0.01	0.01	0.001	50
XPTUSD	Platinum US Dollar	5	0	2.00%	1:50	2.00%	1:50	2.00%	No	50 troy oz.	5	0.01	0.01	0.01	5
XPDUSD	Palladium US Dollar	15	0	2.00%	1:50	2.00%	1:50	2.00%	No	100 troy oz.	15	0.01	0.01	0.01	5
USOIL	WTI Oil	0.04	0	1.00%	1:100	2.00%	1:50	1.00%	No	1,000 barrels	0	0.01	0.01	0.01	20
UKOIL	Brent Oil	0.04	0	1.00%	1:100	2.00%	1:50	1.00%	No	1,000 barrels	0	0.01	0.01	0.01	20
USOIL_†	WTI Oil (futures)	0.04	0	1.00%	1:100	2.00%	1:50	1.00%	Yes, subject to announcement	1,000 barrels	0.05	0.01	0.01	0.01	20
UKOIL_†	Brent Oil (futures)	0.04	0	1.00%	1:100	2.00%	1:50	1.00%	Yes, subject to announcement	1,000 barrels	0.05	0.01	0.01	0.01	20
NG	Natural Gas	0.018	0	2.00%	1:50	4.00%	1:25	2.00%	No	10,000 MMBtu	0	0.01	0.01	0.001	20
COPPER	Copper	0.003	0	1.50%	1.5:100	1.50%	1.5:100	1.50%	No	25,000 pounds	0	0.01	0.01	0.0001	5

Traze Mini Account : Commodities CFDs Trading Conditions

Symbol	Trading Product Name	Typical Spread	Commission (USD / Standard Lot)	Minimum Initial Margin (Trading Day)	Maximum Leverage (Trading Day)	Minimum Initial Margin(Weekend and/or Public Holiday)	Maximum Leverage (Weekend and/or Public Holiday)	Maintenance Margin	Expiry Date	Contract Size per Standard Lot	Minimum Stop Loss /Limit Order Distance	Minimum Trade Size in Standard Lot	Minimum Trade Size Increment	Tick Size	Maximum Trade Size per Order in Standard Lots
XAUUSDmin	Gold vs US Dollar	0.35	0	0.05%	1:2000	0.05%	1:2000	0.05%	No	10 troy oz.	0.5	0.1	0.1	0.01	100
XAGUSDmin	Silver vs US Dollar	0.025	0	0.05%	1:2000	0.05%	1:2000	0.05%	No	500 troy oz.	0.03	0.1	0.1	0.001	100
XPTUSDmin	Platinum US Dollar	5	0	2.00%	1:50	2.00%	1:50	2.00%	No	5 troy oz.	5	0.1	0.1	0.01	100
XPDUUSDmin	Palladium US Dollar	15	0	2.00%	1:50	2.00%	1:50	2.00%	No	10 troy oz.	15	0.1	0.1	0.01	100
USOILmin	WTI Oil	0.04	0	1.00%	1:100	2.00%	1:50	1.00%	No	100 barrels	0.05	0.1	0.1	0.01	100
UKOILmin	Brent Oil	0.04	0	1.00%	1:100	2.00%	1:50	1.00%	No	100 barrels	0.05	0.1	0.1	0.01	100
USOILmin_†	WTI Oil (futures)	0.04	0	1.00%	1:100	2.00%	1:50	1.00%	Yes, subject to announcement	100 barrels	0.05	0.1	0.1	0.01	100
UKOILmin_†	Brent Oil (futures)	0.04	0	1.00%	1:100	2.00%	1:50	1.00%	Yes, subject to announcement	100 barrels	0.05	0.1	0.1	0.01	100
NGmin	Natural Gas	0.018	0	2.00%	1:50	4.00%	1:25	2.00%	No	1,000 MMBtu	0.02	0.1	0.1	0.001	100
CUmin	Copper	0.003	0	1.50%	1.5:100	1.50%	1.5:100	1.50%	No	2,500 pounds	0.005	0.1	0.1	0.0001	100

Traze Standard STP Account : Commodities CFDs Trading Hours

Symbol	Trading Product Name	Trading Sessions (Note: Trading platforms and servers observe London time, which shifts seasonally between GMT+1 and GMT+0.)
XAUUSD	Gold vs US Dollar	Sunday 18:01 - Friday 16:55 Open, Trading Days 16:55 - 18:01 Closed (New York time)
XAGUSD	Silver vs US Dollar	Sunday 18:01 - Friday 16:55 Open, Trading Days 16:55 - 18:01 Closed (New York time)
XPTUSD	Platinum US Dollar	Sunday 18:01 - Friday 16:55 Open, Trading Days 16:55 - 18:01 Closed (New York time)
XPDUSD	Palladium US Dollar	Sunday 18:01 - Friday 16:55 Open, Trading Days 16:55 - 18:01 Closed (New York time)
USOIL	WTI Oil	Sunday 18:01 - Friday 16:55 Open, Trading Days 16:55 - 18:01 Closed (New York time)
UKOIL	Brent Oil	Sunday 20:01 - Friday 15:55 Open, Trading Days 16:55 - 20:01 Closed, Friday 15:55 - Sunday 20:01 Closed (New York time)
USOIL_*	WTI Oil (futures)	Sunday 18:01 - Friday 16:55 Open, Trading Days 16:55 - 18:01 Closed (New York time)
UKOIL_*	Brent Oil (futures)	Sunday 20:01 - Friday 15:55 Open, Trading Days 16:55 - 20:01 Closed, Friday 15:55 - Sunday 20:01 Closed (New York time)
NG	Natural Gas	Sunday 18:01 - Friday 16:55 Open, Trading Days 16:55 - 18:01 Closed (New York time)
COPPER	Copper	Sunday 18:01 - Friday 16:55 Open, Trading Days 16:55 - 18:01 Closed (New York time)

Traze ECN Account : Commodities CFDs Trading Hours

Symbol	Trading Product Name	Trading Sessions (Note: Trading platforms and servers observe London time, which shifts seasonally between GMT+1 and GMT+0.)
XAUUSD	Gold vs US Dollar	Sunday 18:01 - Friday 16:55 Open, Trading Days 16:55 - 18:01 Closed (New York time)
XAGUSD	Silver vs US Dollar	Sunday 18:01 - Friday 16:55 Open, Trading Days 16:55 - 18:01 Closed (New York time)
XPTUSD	Platinum US Dollar	Sunday 18:01 - Friday 16:55 Open, Trading Days 16:55 - 18:01 Closed (New York time)
XPDUSD	Palladium US Dollar	Sunday 18:01 - Friday 16:55 Open, Trading Days 16:55 - 18:01 Closed (New York time)
USOIL	WTI Oil	Sunday 18:01 - Friday 16:55 Open, Trading Days 16:55 - 18:01 Closed (New York time)
UKOIL	Brent Oil	Sunday 20:01 - Friday 15:55 Open, Trading Days 16:55 - 20:01 Closed, Friday 15:55 - Sunday 20:01 Closed (New York time)
USOIL_*	WTI Oil (futures)	Sunday 18:01 - Friday 16:55 Open, Trading Days 16:55 - 18:01 Closed (New York time)
UKOIL_*	Brent Oil (futures)	Sunday 20:01 - Friday 15:55 Open, Trading Days 16:55 - 20:01 Closed, Friday 15:55 - Sunday 20:01 Closed (New York time)
NG	Natural Gas	Sunday 18:01 - Friday 16:55 Open, Trading Days 16:55 - 18:01 Closed (New York time)
COPPER	Copper	Sunday 18:01 - Friday 16:55 Open, Trading Days 16:55 - 18:01 Closed (New York time)

Traze Mini Account : Commodities CFDs Trading Hours

Symbol	Trading Product Name	Trading Sessions (Note: Trading platforms and servers observe London time, which shifts seasonally between GMT+1 and GMT+0.)
XAUUSDmin	Gold vs US Dollar	Sunday 18:01 - Friday 16:55 Open, Trading Days 16:55 - 18:01 Closed (New York time)
XAGUSDmin	Silver vs US Dollar	Sunday 18:01 - Friday 16:55 Open, Trading Days 16:55 - 18:01 Closed (New York time)
XPTUSDmin	Platinum US Dollar	Sunday 18:01 - Friday 16:55 Open, Trading Days 16:55 - 18:01 Closed (New York time)
XPDUSDmin	Palladium US Dollar	Sunday 18:01 - Friday 16:55 Open, Trading Days 16:55 - 18:01 Closed (New York time)
USOILmin	WTI Oil	Sunday 18:01 - Friday 16:55 Open, Trading Days 16:55 - 18:01 Closed (New York time)
UKOILmin	Brent Oil	Sunday 20:01 - Friday 15:55 Open, Trading Days 16:55 - 18:01 Closed, Friday 15:55 - Sunday 20:01 Closed (New York time)
USOILmin_*	WTI Oil (futures)	Sunday 18:01 - Friday 16:55 Open, Trading Days 16:55 - 18:01 Closed (New York time)
UKOILmin_*	Brent Oil (futures)	Sunday 20:01 - Friday 15:55 Open, Trading Days 16:55 - 18:01 Closed, Friday 15:55 - Sunday 20:01 Closed (New York time)
NGmin	Natural Gas	Sunday 18:01 - Friday 16:55 Open, Trading Days 16:55 - 18:01 Closed (New York time)
CUmin	Copper	Sunday 18:01 - Friday 16:55 Open, Trading Days 16:55 - 18:01 Closed (New York time)



Indices CFDs

ZFX's platform allows you to trade on the movements of all the main European and American stock indices. Most of these indices CFDs are available both as Forward (with an expiration date) or Spot (no expiration date, overnight rollover/swap interest applies).

Traze Standard STP Account : Indices CFDs Trading Conditions

Symbol	Trading Product Name	Typical Spread	Commission (USD / Standard Lot)	Minimum Initial Margin (Trading Day)	Maximum Leverage (Trading Day)	Minimum Initial Margin(Weekend and/or Public Holiday)	Maximum Leverage (Weekend and/or Public Holiday)	Maintenance Margin	Expiry Date	Contract Size per Standard Lot	Minimum Stop Loss /Limit Order Distance	Minimum Trade Size in Standard Lot	Minimum Trade Size Increment	Tick Size	Maximum Trade Size per Order in Standard Lots
US30	Dow 30	5	0	0.50%	1:200	0.50%	1:200	0.50%	No	price × 10 USD	0	0.01	0.01	0.1	30
NAS100	NASDAQ 100	3	0	0.50%	1:200	0.50%	1:200	0.50%	No	price × 20 USD	0	0.01	0.01	0.1	30
SPX500	S&P 500	1	0	0.50%	1:200	0.50%	1:200	0.50%	No	price × 50 USD	0	0.01	0.01	0.01	30
GER40	DAX 40	2.3	0	0.50%	1:200	0.50%	1:200	0.50%	No	price × 25 EUR	0	0.01	0.01	0.1	30
FRA40	CAC 40	2.8	0	0.50%	1:200	0.50%	1:200	0.50%	No	price × 10 EUR	0	0.01	0.01	0.1	30
CN300	CSI 300 Index	2.5	0	1.00%	1:100	1.00%	1:100	1.00%	Yes, subject to announcement	price × 20 USD	10	0.01	0.01	0.1	30
HK50	Hang Seng Index	9	0	0.70%	0.7:100	0.70%	0.7:100	0.70%	No	price × 50 HKD	0	0.01	0.01	0.1	30
ChinaA50	FTSE China A50 Index	12	0	1.00%	1:100	1.00%	1:100	1.00%	No	price × 5 USD	0	0.01	0.01	0.1	30
USDx	US Dollar Index	0.03	0	1.00%	1:100	1.00%	1:100	1.00%	No	price × 1,000 USD	0	0.01	0.01	0.001	30
AUS200	Australia S&P ASX 200 Index	7.4	0	1.00%	1:100	1.00%	1:100	1.00%	No	price × 25 AUD	0	0.01	0.01	0.1	30
ChinaH	Hong Kong China H-Shares Index	49	0	1.00%	1:100	1.00%	1:100	1.00%	No	price × 50 HKD	0	0.01	0.01	0.1	30
EURO50	EU Stocks 50 Index	3.5	0	1.00%	1:100	1.00%	1:100	1.00%	No	price × 10 EUR	0	0.01	0.01	0.1	30
JAPAN225	Nikkei 225	17.5	0	1.00%	1:100	1.00%	1:100	1.00%	No	price × 1,000 JPY	0	0.01	0.01	0.1	30
SPAIN35	IBEX 35 Index	18.9	0	1.00%	1:100	1.00%	1:100	1.00%	No	price × 10 EUR	0	0.01	0.01	0.1	30
UK100	FTSE 100 Index	2.2	0	1.00%	1:100	1.00%	1:100	1.00%	No	price × 10 GBP	0	0.01	0.01	0.1	30
JAPAN225_†	Nikkei 225 (futures)	20.4	0	2.00%	1:50	2.00%	1:50	2.00%	Yes, subject to announcement	price × 500 JPY	0	0.01	0.01	0.01	10
US30_†	Dow 30 (futures)	4.4	0	2.00%	1:50	2.00%	1:50	2.00%	Yes, subject to announcement	price × 5 USD	0	0.01	0.01	0.01	10
NAS100_†	NASDAQ 100 (futures)	2.4	0	2.00%	1:50	2.00%	1:50	2.00%	Yes, subject to announcement	price × 20 USD	0	0.01	0.01	0.01	10
SPX500_†	S&P 500 (futures)	1.1	0	2.00%	1:50	2.00%	1:50	2.00%	Yes, subject to announcement	price × 50 USD	0	0.01	0.01	0.01	10
GER40_†	DAX 40 (futures)	2.4	0	2.00%	1:50	2.00%	1:50	2.00%	Yes, subject to announcement	price × 25 EUR	0	0.01	0.01	0.01	10
UK100_†	FTSE 100 Index (futures)	2.4	0	2.00%	1:50	2.00%	1:50	2.00%	Yes, subject to announcement	price × 10 GBP	0	0.01	0.01	0.01	10

Traze ECN Account : Indices CFDs Trading Conditions

Symbol	Trading Product Name	Typical Spread	Commission (USD / Standard Lot)	Minimum Initial Margin (Trading Day)	Maximum Leverage (Trading Day)	Minimum Initial Margin(Weekend and/or Public Holiday)	Maximum Leverage (Weekend and/or Public Holiday)	Maintenance Margin	Expiry Date	Contract Size per Standard Lot	Minimum Stop Loss /Limit Order Distance	Minimum Trade Size in Standard Lot	Minimum Trade Size Increment	Tick Size	Maximum Trade Size per Order in Standard Lots
US30	Dow 30	5	0	0.50%	1:200	0.50%	1:200	0.50%	No	price × 10 USD	0	0.01	0.01	0.1	30
NAS100	NASDAQ 100	3	0	0.50%	1:200	0.50%	1:200	0.50%	No	price × 20 USD	0	0.01	0.01	0.1	30
SPX500	S&P 500	1	0	0.50%	1:200	0.50%	1:200	0.50%	No	price × 50 USD	0	0.01	0.01	0.01	30
GER40	DAX 40	2.3	0	0.50%	1:200	0.50%	1:200	0.50%	No	price × 25 EUR	0	0.01	0.01	0.1	30
FRA40	CAC 40	4	0	0.50%	1:200	0.50%	1:200	0.50%	No	price × 10 EUR	0	0.01	0.01	0.1	30
CN300	CSI 300 Index	2.5	0	1.00%	1:100	1.00%	1:100	1.00%	Yes, subject to announcement	price × 20 USD	10	0.01	0.01	0.1	30
HK50	Hang Seng Index	10	0	0.70%	0.7:100	0.70%	0.7:100	0.70%	No	price × 50 HKD	0	0.01	0.01	0.1	30
ChinaA50	FTSE China A50 Index	12	0	1.00%	1:100	1.00%	1:100	1.00%	No	price × 5 USD	0	0.01	0.01	0.1	30
USDX	US Dollar Index	0.03	0	1.00%	1:100	1.00%	1:100	1.00%	No	price × 1,000 USD	0	0.01	0.01	0.001	30
AUS200	Australia S&P ASX 200 Index	7.4	0	1.00%	1:100	1.00%	1:100	1.00%	No	price × 25 AUD	0	0.01	0.01	0.1	30
ChinaH	Hong Kong China H-Shares Index	49	0	1.00%	1:100	1.00%	1:100	1.00%	No	price × 50 HKD	0	0.01	0.01	0.1	30
EURO50	EU Stocks 50 Index	3.5	0	1.00%	1:100	1.00%	1:100	1.00%	No	price × 10 EUR	0	0.01	0.01	0.1	30
JAPAN225	Nikkei 225	17.5	0	1.00%	1:100	1.00%	1:100	1.00%	No	price × 1,000 JPY	0	0.01	0.01	0.1	30
SPAIN35	IBEX 35 Index	18.9	0	1.00%	1:100	1.00%	1:100	1.00%	No	price × 10 EUR	0	0.01	0.01	0.1	30
UK100	FTSE 100 Index	2.2	0	1.00%	1:100	1.00%	1:100	1.00%	No	price × 10 GBP	0	0.01	0.01	0.1	30
JAPAN225_†	Nikkei 225 (futures)	20.4	0	2.00%	1:50	2.00%	1:50	2.00%	Yes, subject to announcement	price × 500 JPY	0	0.01	0.01	0.01	10
US30_†	Dow 30 (futures)	4.4	0	2.00%	1:50	2.00%	1:50	2.00%	Yes, subject to announcement	price × 5 USD	0	0.01	0.01	0.01	10
NAS100_†	NASDAQ 100 (futures)	2.4	0	2.00%	1:50	2.00%	1:50	2.00%	Yes, subject to announcement	price × 20 USD	0	0.01	0.01	0.01	10
SPX500_†	S&P 500 (futures)	1.1	0	2.00%	1:50	2.00%	1:50	2.00%	Yes, subject to announcement	price × 50 USD	0	0.01	0.01	0.01	10
GER40_†	DAX 40 (futures)	2.4	0	2.00%	1:50	2.00%	1:50	2.00%	Yes, subject to announcement	price × 25 EUR	0	0.01	0.01	0.01	10
UK100_†	FTSE 100 Index (futures)	2.4	0	2.00%	1:50	2.00%	1:50	2.00%	Yes, subject to announcement	price × 10 GBP	0	0.01	0.01	0.01	10

ZFX Mini Account : Indices CFDs Trading Conditions

Symbol	Trading Product Name	Typical Spread	Commission (USD / Standard Lot)	Minimum Initial Margin (Trading Day)	Maximum Leverage (Trading Day)	Minimum Initial Margin(Weekend and/or Public Holiday)	Maximum Leverage (Weekend and/or Public Holiday)	Maintenance Margin	Expiry Date	Contract Size per Standard Lot	Minimum Stop Loss /Limit Order Distance	Minimum Trade Size in Standard Lot	Minimum Trade Size Increment	Tick Size	Maximum Trade Size per Order in Standard Lots
US30min	Dow 30	5	0	0.50%	1:200	0.50%	1:200	0.50%	No	price × 1 USD	10	0.1	0.1	1	100
NAS100min	NASDAQ 100	3	0	0.50%	1:200	0.50%	1:200	0.50%	No	price × 2 USD	4	0.1	0.1	0.01	100
SPX500min	S&P 500	1	0	0.50%	1:200	0.50%	1:200	0.50%	No	price × 5 USD	2	0.1	0.1	0.01	100
GER40min	DAX 40	2.3	0	0.50%	1:200	0.50%	1:200	0.50%	No	price × 2 EUR	20	0.1	0.1	0.1	100
FRA40min	CAC 40	4	0	0.50%	1:200	0.50%	1:200	0.50%	No	price × 1 EUR	8	0.1	0.1	0.1	100
CN300min	CSI 300 Index	2.5	0	1.00%	1:100	1.00%	1:100	1.00%	Yes, subject to announcement	price × 2 USD	10	0.1	0.1	0.1	100
HK50min	Hang Seng Index	10	0	0.70%	0.7:100	0.70%	0.7:100	0.70%	No	price × 5 HKD	20	0.1	0.1	1	100
ChinaA50min	FTSE China A50 Index	12	0	1.00%	1:100	1.00%	1:100	1.00%	No	price × 1 USD	20	0.1	0.1	1	100
USDxmin	US Dollar Index	0.03	0	1.00%	1:100	1.00%	1:100	1.00%	No	price × 100 USD	0.03	0.1	0.1	0.001	100

Traze Standard STP Account : Indices CFDs Trading Hours

Symbol	Trading Product Name	Trading Sessions (Note: Trading platforms and servers observe London time, which shifts seasonally between GMT+1 and GMT+0.)
US30	Dow 30	Sunday 18:01 - Friday 16:55 Open, Trading Days 16:55 - 18:01 Closed (New York time)
NAS100	NASDAQ 100	Sunday 18:01 - Friday 16:55 Open, Trading Days 16:55 - 18:01 Closed (New York time)
SPX500	S&P 500	Sunday 18:01 - Friday 16:55 Open, Trading Days 16:55 - 18:01 Closed (New York time)
GER40	DAX 40	Monday - Friday 02:31 - 21:55 Open (Frankfurt time)
FRA40	CAC 40	Monday - Friday 02:31 - 21:55 Open (Paris time)
CN300	CSI 300 Index	Monday - Friday 09:31 - 11:30, 13:01 - 15:00 Open (Beijing time)
HK50	Hang Seng Index	Monday - Friday 09:15 - 12:00, 13:00 - 16:25, 17:15 - 02:45 Open (Hong Kong time)
ChinaA50	FTSE China A50 Index	Monday - Saturday 09:00 - 01:55 Open, Trading Days 16:25 - 17:15 Closed (Beijing time)
USDx	US Dollar Index	Sunday 20:01 - Friday 16:40 Open, Trading Days 16:40 - 20:01 Closed, Friday 16:40 - Sunday 20:01 Closed (New York time)
AUS200	Australia S&P ASX 200 Index	Monday 08:05 - Saturday 06:55 Open, Trading Days 06:55 - 08:01 Closed (Australia Eastern Time)
ChinaH	Hong Kong China H-Shares Index	Monday - Friday 09:15 - 12:00, 13:00 - 16:30, 17:15 - 02:45 Open (Hong Kong Time)
EURO50	EU Stocks 50 Index	Monday 00:05 - Friday 22:55 Open, Trading Days 22:55 - 00:01 Close (Frankfurt Time)
JAPAN225	Nikkei 225	Sunday 18:05 - Friday 16:55 Open, Trading Days 16:55 - 18:01 Close (New York Time)
SPAIN35	IBEX 35 Index	Monday 02:31 - Friday 21:55 Open, Trading Days 21:55 - 02:31 next day Close (Madrid Time)
UK100	FTSE 100 Index	Sunday 23:05 - Friday 21:55 Open, Trading Days 21:55 - 23:01 Close (London Time)

Traze ECN Account : Indices CFDs Trading Hours

Symbol	Trading Product Name	Trading Sessions (Note: Trading platforms and servers observe London time, which shifts seasonally between GMT+1 and GMT+0.)
US30	Dow 30	Sunday 18:01 - Friday 16:55 Open, Trading Days 16:55 - 18:01 Closed (New York time)
NAS100	NASDAQ 100	Sunday 18:01 - Friday 16:55 Open, Trading Days 16:55 - 18:01 Closed (New York time)
SPX500	S&P 500	Sunday 18:01 - Friday 16:55 Open, Trading Days 16:55 - 18:01 Closed (New York time)
GER40	DAX 40	Monday - Friday 02:31 - 21:55 Open (Frankfurt time)
FRA40	CAC 40	Monday - Friday 02:31 - 21:55 Open (Paris time)
CN300	CSI 300 Index	Monday - Friday 09:31 - 11:30, 13:01 - 15:00 Open (Beijing time)
HK50	Hang Seng Index	Monday - Friday 09:15 - 12:00, 13:00 - 16:25, 17:15 - 02:45 Open (Hong Kong time)
ChinaA50	FTSE China A50 Index	Monday - Saturday 09:00 - 01:55 Open, Trading Days 16:25 - 17:15 Closed (Beijing time)
USDx	US Dollar Index	Sunday 20:01 - Friday 16:40 Open, Trading Days 16:40 - 20:01 Closed, Friday 16:40 - Sunday 20:01 Closed (New York time)
AUS200	Australia S&P ASX 200 Index	Monday 08:05 - Saturday 06:55 Open, Trading Days 06:55 - 08:01 Closed (Australia Eastern Time)
ChinaH	Hong Kong China H-Shares Index	Monday - Friday 09:15 - 12:00, 13:00 - 16:30, 17:15 - 01:00 Open (Hong Kong Time)
EURO50	EU Stocks 50 Index	Monday 00:05 - Friday 22:55 Open, Trading Days 22:55 - 00:01 Closed (Frankfurt Time)
JAPAN225	Nikkei 225	Sunday 18:05 - Friday 16:55 Open, Trading Days 16:55 - 18:01 Closed (New York Time)
SPAIN35	IBEX 35 Index	Monday 02:31 - Friday 21:55 Open, Trading Days 21:55 - 02:31 next day Closed (Madrid Time)
UK100	FTSE 100 Index	Sunday 23:05 - Friday 21:44 Open, Trading Days 21:55 - 23:01 Closed (London Time)

Traze Mini Account : Indices CFDs Trading Hours

Symbol	Trading Product Name	Trading Sessions (Note: Trading platforms and servers observe London time, which shifts seasonally between GMT+1 and GMT+0.)
US30min	Dow 30	Sunday 18:01 - Friday 16:55 Open, Trading Days 16:55 - 18:01 Closed (New York time)
NAS100min	NASDAQ 100	Sunday 18:01 - Friday 16:55 Open, Trading Days 16:55 - 18:01 Closed (New York time)
SPX500min	S&P 500	Sunday 18:01 - Friday 16:55 Open, Trading Days 16:55 - 18:01 Closed (New York time)
GER40min	DAX 40	Monday - Friday 02:31 - 21:55 Open (Frankfurt time)
FRA40min	CAC 40	Monday - Friday 02:31 - 21:55 Open (Paris time)
CN300min	CSI 300 Index	Monday - Friday 09:31 - 11:30, 13:01 - 15:00 Open (Beijing time)
HK50min	Hang Seng Index	Monday - Friday 09:15 - 12:00, 13:00 - 16:25, 17:15 - 02:45 Open (Hong Kong time)
ChinaA50min	FTSE China A50 Index	Monday - Saturday 09:00 - 01:55 Open, Trading Days 16:25 - 17:15 Closed (Beijing time)
USDxmin	US Dollar Index	Sunday 20:01 - Friday 16:40 Open, Trading Days 16:40 - 20:01 Closed, Friday 16:40 - Sunday 20:01 Closed (New York time)



Crypto

Backed by blockchain technology, cryptocurrencies have gained popularity in the investment world at an unprecedented level. You can now participate in this latest investment by speculating on the movements of some of the most popular cryptocurrencies.

Traze Standard STP Account : Crypto Trading Conditions

Symbol	Trading Product Name	Typical Spread	Commission (USD / Standard Lot)	Maximum Leverage	Hedged Position Margin Requirement	Maintenance Margin	Expiry Date	Contract Size per Standard Lot	Minimum Stop Loss / Limit Order Distance	Minimum Trade Size in Standard Lot	Minimum Trade Size Increment	Tick Size	Maximum Trade Size per Order in Standard Lots	Maximum Trade Size per Order in Standard Lots	Maximum Trade Size per Order in Standard Lots
BTCUSD	Bitcoin vs US Dollar	35	0	1:50	10%	2%	No	1	0	0.01	0.01	0.01	30	2.00%	1:50
LTCUSD	Litecoin vs US Dollar	2	0	1:5	10%	20%	No	10	0	0.01	0.01	0.01	30	20.00%	1:5
ETHUSD	Ethereum vs US Dollar	4	0	1:5	10%	20%	No	10	0	0.01	0.01	0.01	30	20.00%	1:5

Traze ECN Account : Crypto Trading Conditions

Symbol	Trading Product Name	Typical Spread	Commission (USD / Standard Lot)	Maximum Leverage	Hedged Position Margin Requirement	Maintenance Margin	Expiry Date	Contract Size per Standard Lot	Minimum Stop Loss / Limit Order Distance	Minimum Trade Size in Standard Lot	Minimum Trade Size Increment	Tick Size	Maximum Trade Size per Order in Standard Lots	Maximum Trade Size per Order in Standard Lots	Maximum Trade Size per Order in Standard Lots
BTCUSD	Bitcoin vs US Dollar	35	0	1:50	10%	2%	No	1	0	0.01	0.01	0.01	30	2.00%	1:50
LTCUSD	Litecoin vs US Dollar	2	0	1:5	10%	20%	No	10	0	0.01	0.01	0.01	30	20.00%	1:5
ETHUSD	Ethereum vs US Dollar	4	0	1:5	10%	20%	No	10	0	0.01	0.01	0.01	30	20.00%	1:5

Traze Mini Account : Crypto Trading Conditions

Symbol	Trading Product Name	Typical Spread	Commission (USD / Standard Lot)	Maximum Leverage	Hedged Position Margin Requirement	Maintenance Margin	Expiry Date	Contract Size per Standard Lot	Minimum Stop Loss / Limit Order Distance	Minimum Trade Size in Standard Lot	Minimum Trade Size Increment	Tick Size	Maximum Trade Size per Order in Standard Lots	Maximum Trade Size per Order in Standard Lots	Maximum Trade Size per Order in Standard Lots
BTCUSD	Bitcoin vs US Dollar	35	0	1:50	10%	2%	No	1	0	0.01	0.01	0.01	10	2.00%	1:50
LTCUSDmin	Litecoin vs US Dollar	2	0	1:5	10%	20%	No	1	0	0.1	0.1	0.01	100	20.00%	1:5
ETHUSDmin	Ethereum vs US Dollar	4	0	1:5	10%	20%	No	1	0	0.1	0.1	0.01	100	20.00%	1:5

Traze Standard STP Account : Indices CFDs Trading Hours

Symbol	Trading Product Name	Trading Sessions (Note: Trading platforms and servers observe London time, which shifts seasonally between GMT+1 and GMT+0.)
BTCUSD	Bitcoin vs US Dollar	Monday 00:00 - Sunday 24:00, Every Day 22:00 - 22:05 Closed (London time)
LTCUSD	Litecoin vs US Dollar	Monday 00:00 - Sunday 24:00, Every Day 22:00 - 22:05 Closed (London time)
ETHUSD	Ethereum vs US Dollar	Monday 00:00 - Sunday 24:00, Every Day 22:00 - 22:05 Closed (London time)

Traze ECN Account : Indices CFDs Trading Hours

Symbol	Trading Product Name	Trading Sessions (Note: Trading platforms and servers observe London time, which shifts seasonally between GMT+1 and GMT+0.)
BTCUSD	Bitcoin vs US Dollar	Monday 00:00 - Sunday 24:00, Every Day 22:00 - 22:05 Closed (London time)
LTCUSD	Litecoin vs US Dollar	Monday 00:00 - Sunday 24:00, Every Day 22:00 - 22:05 Closed (London time)
ETHUSD	Ethereum vs US Dollar	Monday 00:00 - Sunday 24:00, Every Day 22:00 - 22:05 Closed (London time)

Traze Mini Account : Indices CFDs Trading Hours

Symbol	Trading Product Name	Trading Sessions (Note: Trading platforms and servers observe London time, which shifts seasonally between GMT+1 and GMT+0.)
BTCUSD	Bitcoin vs US Dollar	Monday 00:00 - Sunday 24:00, Every Day 22:00 - 22:05 Closed (London time)
LTCUSDmin	Litecoin vs US Dollar	Monday 00:00 - Sunday 24:00, Every Day 22:00 - 22:05 Closed (London time)
ETHUSDmin	Ethereum vs US Dollar	Monday 00:00 - Sunday 24:00, Every Day 22:00 - 22:05 Closed (London time)



Shares CFDs

Stock trading of the world's Top 500 enterprises. With the help of leverage, trading shares using CFDs allows you to access the opportunities of rising and falling stock markets without the need for engaging full capital which is normally needed when owning the actual shares.

Traze Standard STP Account : Shares CFDs Trading Conditions

Symbol	Trading Product Name	Typical Spread	Commission (USD / Standard Lot)	Minimum Initial Margin (Trading Day)	Maximum Leverage (Trading Day)	Minimum Initial Margin(Weekend and/or Public Holiday)	Maximum Leverage (Weekend and/or Public Holiday)	Maintenance Margin	Expiry Date	Contract Size per Standard Lot	Minimum Stop Loss /Limit Order Distance	Minimum Trade Size in Standard Lot	Minimum Trade Size Increment	Tick Size	Maximum Trade Size per Order in Standard Lots
AXP	American Express Company	0.22	0	10.00%	1:10	10.00%	1:10	10.00%	No	100 shares	0.22	0.01	0.01	0.01	10
GS	Goldman Sachs Group Inc	0.33	0	10.00%	1:10	10.00%	1:10	10.00%	No	100 shares	0.33	0.01	0.01	0.01	10
AMT	American Tower Corporation	0.44	0	10.00%	1:10	10.00%	1:10	10.00%	No	100 shares	0.44	0.01	0.01	0.01	10
SLB	Schlumberger Limited	0.12	0	10.00%	1:10	10.00%	1:10	10.00%	No	100 shares	0.12	0.01	0.01	0.01	10
ADI	Analog Devices Inc	0.26	0	10.00%	1:10	10.00%	1:10	10.00%	No	100 shares	0.26	0.01	0.01	0.01	10
FDX	Fedex Corporation	0.34	0	10.00%	1:10	10.00%	1:10	10.00%	No	100 shares	0.34	0.01	0.01	0.01	10
MU	Micron Technology Inc	0.14	0	10.00%	1:10	10.00%	1:10	10.00%	No	100 shares	0.14	0.01	0.01	0.01	10
FCX	Freeport-McMoRan Inc	0.12	0	10.00%	1:10	10.00%	1:10	10.00%	No	100 shares	0.12	0.01	0.01	0.01	10
RACE	Ferrari NV	0.66	0	10.00%	1:10	10.00%	1:10	10.00%	No	100 shares	0.66	0.01	0.01	0.01	10
AIG	American International Group Inc	0.12	0	10.00%	1:10	10.00%	1:10	10.00%	No	100 shares	0.12	0.01	0.01	0.01	10
GE	General Electric Company	0.2	0	10.00%	1:10	10.00%	1:10	10.00%	No	100 shares	0.2	0.01	0.01	0.01	10
MS	Morgan Stanley	0.2	0	10.00%	1:10	10.00%	1:10	10.00%	No	100 shares	0.2	0.01	0.01	0.01	10
COP	ConocoPhillips	0.2	0	10.00%	1:10	10.00%	1:10	10.00%	No	100 shares	0.2	0.01	0.01	0.01	10
CRM	Salesforce.com Inc	0.2	0	10.00%	1:10	10.00%	1:10	10.00%	No	100 shares	0.2	0.01	0.01	0.01	10
BAC	Bank of America Corporation	0.2	0	10.00%	1:10	10.00%	1:10	10.00%	No	100 shares	0.2	0.01	0.01	0.01	10
AVGO	Broadcom Inc	0.42	0	10.00%	1:10	10.00%	1:10	10.00%	No	100 shares	0.42	0.01	0.01	0.01	10
TSM	Taiwan Semiconductor Manufacturing Compan	0.22	0	10.00%	1:10	10.00%	1:10	10.00%	No	100 shares	0.22	0.01	0.01	0.01	10
TMUS	T-Mobile US Inc	0.24	0	10.00%	1:10	10.00%	1:10	10.00%	No	100 shares	0.24	0.01	0.01	0.01	10
NKE	NIKE Inc	0.24	0	10.00%	1:10	10.00%	1:10	10.00%	No	100 shares	0.24	0.01	0.01	0.01	10
AMD	Advanced Micro Devices Inc	0.22	0	10.00%	1:10	10.00%	1:10	10.00%	No	100 shares	0.22	0.01	0.01	0.01	10
VFS.US	Vinfast Auto Ltd	0.42	0	10.00%	1:10	10.00%	1:10	10.00%	No	100 shares	0.42	0.01	0.01	0.01	10

Traze Standard STP Account : Shares CFDs Trading Conditions

Symbol	Trading Product Name	Typical Spread	Commission (USD / Standard Lot)	Minimum Initial Margin (Trading Day)	Maximum Leverage (Trading Day)	Minimum Initial Margin(Weekend and/or Public Holiday)	Maximum Leverage (Weekend and/or Public Holiday)	Maintenance Margin	Expiry Date	Contract Size per Standard Lot	Minimum Stop Loss /Limit Order Distance	Minimum Trade Size in Standard Lot	Minimum Trade Size Increment	Tick Size	Maximum Trade Size per Order in Standard Lots
AAPL	Apple Inc.	0.45	0	10.00%	1:10	10.00%	1:10	10.00%	No	100 shares	0.45	0.01	0.01	0.01	10
BABA	Alibaba Group Holding Ltd	0.45	0	10.00%	1:10	10.00%	1:10	10.00%	No	100 shares	0.45	0.01	0.01	0.01	10
AMZN	Amazon.com, Inc.	1.8	0	10.00%	1:10	10.00%	1:10	10.00%	No	100 shares	1.8	0.01	0.01	0.01	10
T	AT&T Inc.	0.15	0	10.00%	1:10	10.00%	1:10	10.00%	No	100 shares	0.15	0.01	0.01	0.01	10
BIDU	Baidu Inc.	0.5	0	10.00%	1:10	10.00%	1:10	10.00%	No	100 shares	0.5	0.01	0.01	0.01	10
BA	Boeing Co	0.65	0	10.00%	1:10	10.00%	1:10	10.00%	No	100 shares	0.65	0.01	0.01	0.01	10
CSCO	Cisco Systems, Inc.	0.13	0	10.00%	1:10	10.00%	1:10	10.00%	No	100 shares	0.13	0.01	0.01	0.01	10
C	Citigroup Inc.	0.28	0	10.00%	1:10	10.00%	1:10	10.00%	No	100 shares	0.28	0.01	0.01	0.01	10
CVX	Chevron Corporation	0.24	0	10.00%	1:10	10.00%	1:10	10.00%	No	100 shares	0.24	0.01	0.01	0.01	10
DIS	Walt Disney Co.	0.5	0	10.00%	1:10	10.00%	1:10	10.00%	No	100 shares	0.5	0.01	0.01	0.01	10
XOM	Exxon Mobil Corporation	0.19	0	10.00%	1:10	10.00%	1:10	10.00%	No	100 shares	0.19	0.01	0.01	0.01	10
META	Meta Platforms Inc.	0.4	0	10.00%	1:10	10.00%	1:10	10.00%	No	100 shares	0.4	0.01	0.01	0.01	10
GOOG	Alphabet Inc. (Google)	1.45	0	10.00%	1:10	10.00%	1:10	10.00%	No	100 shares	1.45	0.01	0.01	0.01	10
IBM	International Business Machines Corporation (IBM)	0.33	0	10.00%	1:10	10.00%	1:10	10.00%	No	100 shares	0.33	0.01	0.01	0.01	10
											0.1	0.01	0.01	0.01	10
INTC	Intel Corporation	0.1	0	10.00%	1:10	10.00%	1:10	10.00%	No	100 shares	0.08	0.01	0.01	0.01	10
JD	JD.Com, Inc.	0.08	0	10.00%	1:10	10.00%	1:10	10.00%	No	100 shares	0.28	0.01	0.01	0.01	10
JNJ	Johnson & Johnson	0.28	0	10.00%	1:10	10.00%	1:10	10.00%	No	100 shares	0.26	0.01	0.01	0.01	10
JPM	J.P. Morgan Chase & Co.	0.26	0	10.00%	1:10	10.00%	1:10	10.00%	No	100 shares	0.11	0.01	0.01	0.01	10
KO	The Coca-Cola Company	0.11	0	10.00%	1:10	10.00%	1:10	10.00%	No	100 shares	0.3	0.01	0.01	0.01	10
MA	Mastercard Incorporated	0.3	0	10.00%	1:10	10.00%	1:10	10.00%	No	100 shares	0.45	0.01	0.01	0.01	10
MCD	McDonald's Corp.	0.45	0	10.00%	1:10	10.00%	1:10	10.00%	No	100 shares					

Traze Standard STP Account : Shares CFDs Trading Conditions

Symbol	Trading Product Name	Typical Spread	Commission (USD / Standard Lot)	Minimum Initial Margin (Trading Day)	Maximum Leverage (Trading Day)	Minimum Initial Margin(Weekend and/or Public Holiday)	Maximum Leverage (Weekend and/or Public Holiday)	Maintenance Margin	Expiry Date	Contract Size per Standard Lot	Minimum Stop Loss /Limit Order Distance	Minimum Trade Size in Standard Lot	Minimum Trade Size Increment	Tick Size	Maximum Trade Size per Order in Standard Lots
MSFT	Microsoft Corporation	0.21	0	10.00%	1:10	10.00%	1:10	10.00%	No	100 shares	0.21	0.01	0.01	0.01	10
NVDA	NVIDIA Corporation	0.35	0	10.00%	1:10	10.00%	1:10	10.00%	No	100 shares	0.35	0.01	0.01	0.01	10
ORCL	Oracle Corporation	0.2	0	10.00%	1:10	10.00%	1:10	10.00%	No	100 shares	0.2	0.01	0.01	0.01	10
PEP	PepsiCo, Inc.	0.28	0	10.00%	1:10	10.00%	1:10	10.00%	No	100 shares	0.28	0.01	0.01	0.01	10
PG	The Procter & Gamble Company	0.2	0	10.00%	1:10	10.00%	1:10	10.00%	No	100 shares	0.2	0.01	0.01	0.01	10
SBUX	Starbucks Corporation	0.2	0	10.00%	1:10	10.00%	1:10	10.00%	No	100 shares	0.2	0.01	0.01	0.01	10
TM	Toyota Motor Corp.	0.3	0	10.00%	1:10	10.00%	1:10	10.00%	No	100 shares	0.3	0.01	0.01	0.01	10
TSLA	Tesla Inc.	1.03	0	10.00%	1:10	10.00%	1:10	10.00%	No	100 shares	1.03	0.01	0.01	0.01	10
V	Visa Inc.	0.23	0	10.00%	1:10	10.00%	1:10	10.00%	No	100 shares	0.23	0.01	0.01	0.01	10
VZ	Verizon Communications Inc.	0.2	0	10.00%	1:10	10.00%	1:10	10.00%	No	100 shares	0.2	0.01	0.01	0.01	10
WFC	Wells Fargo & Company	0.2	0	10.00%	1:10	10.00%	1:10	10.00%	No	100 shares	0.2	0.01	0.01	0.01	10
WMT	Walmart Inc.	0.28	0	10.00%	1:10	10.00%	1:10	10.00%	No	100 shares	0.28	0.01	0.01	0.01	10
LMT	Lockheed Martin Corporation	0.5	0	10.00%	1:10	10.00%	1:10	10.00%	No	100 shares	0.5	0.01	0.01	0.01	10
PFE	Pfizer Inc.	0.22	0	10.00%	1:10	10.00%	1:10	10.00%	No	100 shares	0.22	0.01	0.01	0.01	10
MRNA	Moderna Inc.	0.58	0	10.00%	1:10	10.00%	1:10	10.00%	No	100 shares	0.58	0.01	0.01	0.01	10
QCOM	Qualcomm Inc.	0.33	0	10.00%	1:10	10.00%	1:10	10.00%	No	100 shares	0.33	0.01	0.01	0.01	10
PM	Philip Morris International Inc.	0.18	0	10.00%	1:10	10.00%	1:10	10.00%	No	100 shares	0.18	0.01	0.01	0.01	10
NFLX	Netflix Inc.	0.38	0	10.00%	1:10	10.00%	1:10	10.00%	No	100 shares	0.38	0.01	0.01	0.01	10
CAT	Caterpillar Inc.	0.23	0	10.00%	1:10	10.00%	1:10	10.00%	No	100 shares	0.23	0.01	0.01	0.01	10
PYPL	PayPal Holdings Inc.	0.38	0	10.00%	1:10	10.00%	1:10	10.00%	No	100 shares	0.38	0.01	0.01	0.01	10
BRKB	Berkshire Hathaway Inc. Class B	0.16	0	10.00%	1:10	10.00%	1:10	10.00%	No	100 shares	0.16	0.01	0.01	0.01	10

Traze ECN Account : Shares CFDs Trading Conditions

Symbol	Trading Product Name	Typical Spread	Commission (USD / Standard Lot)	Minimum Initial Margin (Trading Day)	Maximum Leverage (Trading Day)	Minimum Initial Margin(Weekend and/or Public Holiday)	Maximum Leverage (Weekend and/or Public Holiday)	Maintenance Margin	Expiry Date	Contract Size per Standard Lot	Minimum Stop Loss /Limit Order Distance	Minimum Trade Size in Standard Lot	Minimum Trade Size Increment	Tick Size	Maximum Trade Size per Order in Standard Lots
AAPL	Apple Inc.	0.45	0	10.00%	1:20	10.00%	1:20	10.00%	No	100 shares	0.45	0.01	0.01	0.01	50
BABA	Alibaba Group Holding Ltd	0.45	0	10.00%	1:20	10.00%	1:20	10.00%	No	100 shares	0.45	0.01	0.01	0.01	50
AMZN	Amazon.com, Inc.	1.8	0	10.00%	1:20	10.00%	1:20	10.00%	No	100 shares	1.8	0.01	0.01	0.01	50
T	AT&T Inc.	0.15	0	10.00%	1:20	10.00%	1:20	10.00%	No	100 shares	0.15	0.01	0.01	0.01	50
BIDU	Baidu Inc.	0.5	0	10.00%	1:20	10.00%	1:20	10.00%	No	100 shares	0.5	0.01	0.01	0.01	50
BA	Boeing Co	0.65	0	10.00%	1:20	10.00%	1:20	10.00%	No	100 shares	0.65	0.01	0.01	0.01	50
CSCO	Cisco Systems, Inc.	0.13	0	10.00%	1:20	10.00%	1:20	10.00%	No	100 shares	0.13	0.01	0.01	0.01	50
C	Citigroup Inc.	0.28	0	10.00%	1:20	10.00%	1:20	10.00%	No	100 shares	0.28	0.01	0.01	0.01	50
CVX	Chevron Corporation	0.24	0	10.00%	1:20	10.00%	1:20	10.00%	No	100 shares	0.24	0.01	0.01	0.01	50
DIS	Walt Disney Co.	0.5	0	10.00%	1:20	10.00%	1:20	10.00%	No	100 shares	0.5	0.01	0.01	0.01	50
XOM	Exxon Mobil Corporation	0.19	0	10.00%	1:20	10.00%	1:20	10.00%	No	100 shares	0.19	0.01	0.01	0.01	50
META	Meta Platforms Inc.	0.4	0	10.00%	1:20	10.00%	1:20	10.00%	No	100 shares	0.4	0.01	0.01	0.01	50
GOOG	Alphabet Inc. (Google)	1.45	0	10.00%	1:20	10.00%	1:20	10.00%	No	100 shares	1.45	0.01	0.01	0.01	50
IBM	International Business Machines Corporation (IBM)	0.33	0	10.00%	1:20	10.00%	1:20	10.00%	No	100 shares	0.33	0.01	0.01	0.01	50
INTC	Intel Corporation	0.1	0	10.00%	1:20	10.00%	1:20	10.00%	No	100 shares	0.1	0.01	0.01	0.01	50
JD	JD.Com, Inc.	0.08	0	10.00%	1:20	10.00%	1:20	10.00%	No	100 shares	0.08	0.01	0.01	0.01	50
JNJ	Johnson & Johnson	0.28	0	10.00%	1:20	10.00%	1:20	10.00%	No	100 shares	0.28	0.01	0.01	0.01	50
JPM	J.P. Morgan Chase & Co.	0.26	0	10.00%	1:20	10.00%	1:20	10.00%	No	100 shares	0.26	0.01	0.01	0.01	50
KO	The Coca-Cola Company	0.11	0	10.00%	1:20	10.00%	1:20	10.00%	No	100 shares	0.11	0.01	0.01	0.01	50
MA	Mastercard Incorporated	0.3	0	10.00%	1:20	10.00%	1:20	10.00%	No	100 shares	0.3	0.01	0.01	0.01	50
MCD	McDonald's Corp.	0.45	0	10.00%	1:20	10.00%	1:20	10.00%	No	100 shares	0.45	0.01	0.01	0.01	50

Traze ECN Account : Shares CFDs Trading Conditions

Symbol	Trading Product Name	Typical Spread	Commission (USD / Standard Lot)	Minimum Initial Margin (Trading Day)	Maximum Leverage (Trading Day)	Minimum Initial Margin(Weekend and/or Public Holiday)	Maximum Leverage (Weekend and/or Public Holiday)	Maintenance Margin	Expiry Date	Contract Size per Standard Lot	Minimum Stop Loss /Limit Order Distance	Minimum Trade Size in Standard Lot	Minimum Trade Size Increment	Tick Size	Maximum Trade Size per Order in Standard Lots
MSFT	Microsoft Corporation	0.21	0	10.00%	1:20	10.00%	1:20	10.00%	No	100 shares	0.21	0.01	0.01	0.01	50
NVDA	NVIDIA Corporation	0.35	0	10.00%	1:20	10.00%	1:20	10.00%	No	100 shares	0.35	0.01	0.01	0.01	50
ORCL	Oracle Corporation	0.2	0	10.00%	1:20	10.00%	1:20	10.00%	No	100 shares	0.2	0.01	0.01	0.01	50
PEP	PepsiCo, Inc.	0.28	0	10.00%	1:20	10.00%	1:20	10.00%	No	100 shares	0.28	0.01	0.01	0.01	50
PG	The Procter & Gamble Company	0.2	0	10.00%	1:20	10.00%	1:20	10.00%	No	100 shares	0.2	0.01	0.01	0.01	50
SBUX	Starbucks Corporation	0.2	0	10.00%	1:20	10.00%	1:20	10.00%	No	100 shares	0.2	0.01	0.01	0.01	50
TM	Toyota Motor Corp.	0.3	0	10.00%	1:20	10.00%	1:20	10.00%	No	100 shares	0.3	0.01	0.01	0.01	50
TSLA	Tesla Inc.	1.03	0	10.00%	1:20	10.00%	1:20	10.00%	No	100 shares	1.03	0.01	0.01	0.01	50
V	Visa Inc.	0.23	0	10.00%	1:20	10.00%	1:20	10.00%	No	100 shares	0.23	0.01	0.01	0.01	50
VZ	Verizon Communications Inc.	0.2	0	10.00%	1:20	10.00%	1:20	10.00%	No	100 shares	0.2	0.01	0.01	0.01	50
WFC	Wells Fargo & Company	0.2	0	10.00%	1:20	10.00%	1:20	10.00%	No	100 shares	0.2	0.01	0.01	0.01	50
WMT	Walmart Inc.	0.28	0	10.00%	1:20	10.00%	1:20	10.00%	No	100 shares	0.28	0.01	0.01	0.01	50
LMT	Lockheed Martin Corporation	0.5	0	10.00%	1:10	10.00%	1:10	10.00%	No	100 shares	0.5	0.01	0.01	0.01	10
PFE	Pfizer Inc.	0.22	0	10.00%	1:10	10.00%	1:10	10.00%	No	100 shares	0.22	0.01	0.01	0.01	10
MRNA	Moderna Inc.	0.58	0	10.00%	1:10	10.00%	1:10	10.00%	No	100 shares	0.58	0.01	0.01	0.01	10
QCOM	Qualcomm Inc.	0.33	0	10.00%	1:10	10.00%	1:10	10.00%	No	100 shares	0.33	0.01	0.01	0.01	10
PM	Philip Morris International Inc.	0.18	0	10.00%	1:10	10.00%	1:10	10.00%	No	100 shares	0.18	0.01	0.01	0.01	10
NFLX	Netflix Inc.	0.38	0	10.00%	1:10	10.00%	1:10	10.00%	No	100 shares	0.38	0.01	0.01	0.01	10
CAT	Caterpillar Inc.	0.23	0	10.00%	1:10	10.00%	1:10	10.00%	No	100 shares	0.23	0.01	0.01	0.01	10
PYPL	PayPal Holdings Inc.	0.38	0	10.00%	1:10	10.00%	1:10	10.00%	No	100 shares	0.38	0.01	0.01	0.01	10
BRKB	Berkshire Hathaway Inc. Class B	0.16	0	10.00%	1:10	10.00%	1:10	10.00%	No	100 shares	0.16	0.01	0.01	0.01	10

Traze ECN Account : Shares CFDs Trading Conditions

Symbol	Trading Product Name	Typical Spread	Commission (USD / Standard Lot)	Minimum Initial Margin (Trading Day)	Maximum Leverage (Trading Day)	Minimum Initial Margin(Weekend and/or Public Holiday)	Maximum Leverage (Weekend and/or Public Holiday)	Maintenance Margin	Expiry Date	Contract Size per Standard Lot	Minimum Stop Loss /Limit Order Distance	Minimum Trade Size in Standard Lot	Minimum Trade Size Increment	Tick Size	Maximum Trade Size per Order in Standard Lots
AXP	American Express Company	0.22	0	10.00%	1:10	10.00%	1:10	10.00%	No	100 shares	0.22	0.01	0.01	0.01	10
GS	Goldman Sachs Group Inc	0.33	0	10.00%	1:10	10.00%	1:10	10.00%	No	100 shares	0.33	0.01	0.01	0.01	10
AMT	American Tower Corporation	0.44	0	10.00%	1:10	10.00%	1:10	10.00%	No	100 shares	0.44	0.01	0.01	0.01	10
SLB	Schlumberger Limited	0.12	0	10.00%	1:10	10.00%	1:10	10.00%	No	100 shares	0.12	0.01	0.01	0.01	10
ADI	Analog Devices Inc	0.26	0	10.00%	1:10	10.00%	1:10	10.00%	No	100 shares	0.26	0.01	0.01	0.01	10
FDX	Fedex Corporation	0.34	0	10.00%	1:10	10.00%	1:10	10.00%	No	100 shares	0.34	0.01	0.01	0.01	10
MU	Micron Technology Inc	0.14	0	10.00%	1:10	10.00%	1:10	10.00%	No	100 shares	0.14	0.01	0.01	0.01	10
FCX	Freeport-McMoRan Inc	0.12	0	10.00%	1:10	10.00%	1:10	10.00%	No	100 shares	0.12	0.01	0.01	0.01	10
RACE	Ferrari NV	0.66	0	10.00%	1:10	10.00%	1:10	10.00%	No	100 shares	0.66	0.01	0.01	0.01	10
AIG	American International Group Inc	0.12	0	10.00%	1:10	10.00%	1:10	10.00%	No	100 shares	0.12	0.01	0.01	0.01	10
GE	General Electric Company	0.2	0	10.00%	1:10	10.00%	1:10	10.00%	No	100 shares	0.2	0.01	0.01	0.01	10
MS	Morgan Stanley	0.2	0	10.00%	1:10	10.00%	1:10	10.00%	No	100 shares	0.2	0.01	0.01	0.01	10
COP	ConocoPhillips	0.2	0	10.00%	1:10	10.00%	1:10	10.00%	No	100 shares	0.2	0.01	0.01	0.01	10
CRM	Salesforce.com Inc	0.2	0	10.00%	1:10	10.00%	1:10	10.00%	No	100 shares	0.2	0.01	0.01	0.01	10
BAC	Bank of America Corporation	0.2	0	10.00%	1:10	10.00%	1:10	10.00%	No	100 shares	0.2	0.01	0.01	0.01	10
AVGO	Broadcom Inc	0.42	0	10.00%	1:10	10.00%	1:10	10.00%	No	100 shares	0.42	0.01	0.01	0.01	10
TSM	Taiwan Semiconductor Manufacturing Compan	0.22	0	10.00%	1:10	10.00%	1:10	10.00%	No	100 shares	0.22	0.01	0.01	0.01	10
TMUS	T-Mobile US Inc	0.24	0	10.00%	1:10	10.00%	1:10	10.00%	No	100 shares	0.24	0.01	0.01	0.01	10
NKE	NIKE Inc	0.24	0	10.00%	1:10	10.00%	1:10	10.00%	No	100 shares	0.24	0.01	0.01	0.01	10
AMD	Advanced Micro Devices Inc	0.22	0	10.00%	1:10	10.00%	1:10	10.00%	No	100 shares	0.22	0.01	0.01	0.01	10
VFS.US	Vinfast Auto Ltd	0.42	0	10.00%	1:10	10.00%	1:10	10.00%	No	100 shares	0.42	0.01	0.01	0.01	10

Traze Standard STP Account : Shares CFDs Trading Hours

Symbol	Trading Product Name	Trading Sessions (Note: Trading platforms and servers observe London time, which shifts seasonally between GMT+1 and GMT+0.)
AAPL	Apple Inc.	Monday 09:31 - Friday 15:59 Open, Trading Days 15:59 - Next trading day 9:31 Closed (New York time)
BABA	Alibaba Group Holding Ltd	Monday 09:31 - Friday 15:59 Open, Trading Days 15:59 - Next trading day 9:31 Closed (New York time)
AMZN	Amazon.com, Inc.	Monday 09:31 - Friday 15:59 Open, Trading Days 15:59 - Next trading day 9:31 Closed (New York time)
T	AT&T Inc.	Monday 09:31 - Friday 15:59 Open, Trading Days 15:59 - Next trading day 9:31 Closed (New York time)
BIDU	Baidu Inc.	Monday 09:31 - Friday 15:59 Open, Trading Days 15:59 - Next trading day 9:31 Closed (New York time)
BA	Boeing Co	Monday 09:31 - Friday 15:59 Open, Trading Days 15:59 - Next trading day 9:31 Closed (New York time)
CSCO	Cisco Systems, Inc.	Monday 09:31 - Friday 15:59 Open, Trading Days 15:59 - Next trading day 9:31 Closed (New York time)
C	Citigroup Inc.	Monday 09:31 - Friday 15:59 Open, Trading Days 15:59 - Next trading day 9:31 Closed (New York time)
CVX	Chevron Corporation	Monday 09:31 - Friday 15:59 Open, Trading Days 15:59 - Next trading day 9:31 Closed (New York time)
DIS	Walt Disney Co.	Monday 09:31 - Friday 15:59 Open, Trading Days 15:59 - Next trading day 9:31 Closed (New York time)
XOM	Exxon Mobil Corporation	Monday 09:31 - Friday 15:59 Open, Trading Days 15:59 - Next trading day 9:31 Closed (New York time)
META	Meta Platforms Inc.	Monday 09:31 - Friday 15:59 Open, Trading Days 15:59 - Next trading day 9:31 Closed (New York time)
GOOG	Alphabet Inc. (Google)	Monday 09:31 - Friday 15:59 Open, Trading Days 15:59 - Next trading day 9:31 Closed (New York time)
IBM	International Business Machines Corporation (IBM)	Monday 09:31 - Friday 15:59 Open, Trading Days 15:59 - Next trading day 9:31 Closed (New York time)
INTC	Intel Corporation	Monday 09:31 - Friday 15:59 Open, Trading Days 15:59 - Next trading day 9:31 Closed (New York time)
JD	JD.Com, Inc.	Monday 09:31 - Friday 15:59 Open, Trading Days 15:59 - Next trading day 9:31 Closed (New York time)
JNJ	Johnson & Johnson	Monday 09:31 - Friday 15:59 Open, Trading Days 15:59 - Next trading day 9:31 Closed (New York time)
JPM	J.P. Morgan Chase & Co.	Monday 09:31 - Friday 15:59 Open, Trading Days 15:59 - Next trading day 9:31 Closed (New York time)
KO	The Coca-Cola Company	Monday 09:31 - Friday 15:59 Open, Trading Days 15:59 - Next trading day 9:31 Closed (New York time)
MA	Mastercard Incorporated	Monday 09:31 - Friday 15:59 Open, Trading Days 15:59 - Next trading day 9:31 Closed (New York time)
MCD	McDonald's Corp.	Monday 09:31 - Friday 15:59 Open, Trading Days 15:59 - Next trading day 9:31 Closed (New York time)

Traze Standard STP Account : Shares CFDs Trading Hours

Symbol	Trading Product Name	Trading Sessions (Note: Trading platforms and servers observe London time, which shifts seasonally between GMT+1 and GMT+0.)
MSFT	Microsoft Corporation	Monday 09:31 - Friday 15:59 Open, Trading Days 15:59 - Next trading day 9:31 Closed (New York time)
NVDA	NVIDIA Corporation	Monday 09:31 - Friday 15:59 Open, Trading Days 15:59 - Next trading day 9:31 Closed (New York time)
ORCL	Oracle Corporation	Monday 09:31 - Friday 15:59 Open, Trading Days 15:59 - Next trading day 9:31 Closed (New York time)
PEP	PepsiCo, Inc.	Monday 09:31 - Friday 15:59 Open, Trading Days 15:59 - Next trading day 9:31 Closed (New York time)
PG	The Procter & Gamble Company	Monday 09:31 - Friday 15:59 Open, Trading Days 15:59 - Next trading day 9:31 Closed (New York time)
SBUX	Starbucks Corporation	Monday 09:31 - Friday 15:59 Open, Trading Days 15:59 - Next trading day 9:31 Closed (New York time)
TM	Toyota Motor Corp.	Monday 09:31 - Friday 15:59 Open, Trading Days 15:59 - Next trading day 9:31 Closed (New York time)
TSLA	Tesla Inc.	Monday 09:31 - Friday 15:59 Open, Trading Days 15:59 - Next trading day 9:31 Closed (New York time)
V	Visa Inc.	Monday 09:31 - Friday 15:59 Open, Trading Days 15:59 - Next trading day 9:31 Closed (New York time)
VZ	Verizon Communications Inc.	Monday 09:31 - Friday 15:59 Open, Trading Days 15:59 - Next trading day 9:31 Closed (New York time)
WFC	Wells Fargo & Company	Monday 09:31 - Friday 15:59 Open, Trading Days 15:59 - Next trading day 9:31 Closed (New York time)
WMT	Walmart Inc.	Monday 09:31 - Friday 15:59 Open, Trading Days 15:59 - Next trading day 9:31 Closed (New York time)
LMT	Lockheed Martin Corporation	Monday 09:31 - Friday 15:59 Open, Trading Days 15:59 - Next trading day 9:31 Closed (New York time)
PFE	Pfizer Inc.	Monday 09:31 - Friday 15:59 Open, Trading Days 15:59 - Next trading day 9:31 Closed (New York time)
MRNA	Moderna Inc.	Monday 09:31 - Friday 15:59 Open, Trading Days 15:59 - Next trading day 9:31 Closed (New York time)
QCOM	Qualcomm Inc.	Monday 09:31 - Friday 15:59 Open, Trading Days 15:59 - Next trading day 9:31 Closed (New York time)
PM	Philip Morris International Inc.	Monday 09:31 - Friday 15:59 Open, Trading Days 15:59 - Next trading day 9:31 Closed (New York time)
NFLX	Netflix Inc.	Monday 09:31 - Friday 15:59 Open, Trading Days 15:59 - Next trading day 9:31 Closed (New York time)
CAT	Caterpillar Inc.	Monday 09:31 - Friday 15:59 Open, Trading Days 15:59 - Next trading day 9:31 Closed (New York time)
PYPL	PayPal Holdings Inc.	Monday 09:31 - Friday 15:59 Open, Trading Days 15:59 - Next trading day 9:31 Closed (New York time)
BRKB	Berkshire Hathaway Inc. Class B	Monday 09:31 - Friday 15:59 Open, Trading Days 15:59 - Next trading day 9:31 Closed (New York time)

Traze ECN Account : Shares CFDs Trading Hours

Symbol	Trading Product Name	Trading Sessions (Note: Trading platforms and servers observe London time, which shifts seasonally between GMT+1 and GMT+0.)
AAPL	Apple Inc.	Monday 09:31 - Friday 15:59 Open, Trading Days 15:59 - Next trading day 9:31 Closed (New York time)
BABA	Alibaba Group Holding Ltd	Monday 09:31 - Friday 15:59 Open, Trading Days 15:59 - Next trading day 9:31 Closed (New York time)
AMZN	Amazon.com, Inc.	Monday 09:31 - Friday 15:59 Open, Trading Days 15:59 - Next trading day 9:31 Closed (New York time)
T	AT&T Inc.	Monday 09:31 - Friday 15:59 Open, Trading Days 15:59 - Next trading day 9:31 Closed (New York time)
BIDU	Baidu Inc.	Monday 09:31 - Friday 15:59 Open, Trading Days 15:59 - Next trading day 9:31 Closed (New York time)
BA	Boeing Co	Monday 09:31 - Friday 15:59 Open, Trading Days 15:59 - Next trading day 9:31 Closed (New York time)
CSCO	Cisco Systems, Inc.	Monday 09:31 - Friday 15:59 Open, Trading Days 15:59 - Next trading day 9:31 Closed (New York time)
C	Citigroup Inc.	Monday 09:31 - Friday 15:59 Open, Trading Days 15:59 - Next trading day 9:31 Closed (New York time)
CVX	Chevron Corporation	Monday 09:31 - Friday 15:59 Open, Trading Days 15:59 - Next trading day 9:31 Closed (New York time)
DIS	Walt Disney Co.	Monday 09:31 - Friday 15:59 Open, Trading Days 15:59 - Next trading day 9:31 Closed (New York time)
XOM	Exxon Mobil Corporation	Monday 09:31 - Friday 15:59 Open, Trading Days 15:59 - Next trading day 9:31 Closed (New York time)
META	Meta Platforms Inc.	Monday 09:31 - Friday 15:59 Open, Trading Days 15:59 - Next trading day 9:31 Closed (New York time)
GOOG	Alphabet Inc. (Google)	Monday 09:31 - Friday 15:59 Open, Trading Days 15:59 - Next trading day 9:31 Closed (New York time)
IBM	International Business Machines Corporation (IBM)	Monday 09:31 - Friday 15:59 Open, Trading Days 15:59 - Next trading day 9:31 Closed (New York time)
INTC	Intel Corporation	Monday 09:31 - Friday 15:59 Open, Trading Days 15:59 - Next trading day 9:31 Closed (New York time)
JD	JD.Com, Inc.	Monday 09:31 - Friday 15:59 Open, Trading Days 15:59 - Next trading day 9:31 Closed (New York time)
JNJ	Johnson & Johnson	Monday 09:31 - Friday 15:59 Open, Trading Days 15:59 - Next trading day 9:31 Closed (New York time)
JPM	J.P. Morgan Chase & Co.	Monday 09:31 - Friday 15:59 Open, Trading Days 15:59 - Next trading day 9:31 Closed (New York time)
KO	The Coca-Cola Company	Monday 09:31 - Friday 15:59 Open, Trading Days 15:59 - Next trading day 9:31 Closed (New York time)
MA	Mastercard Incorporated	Monday 09:31 - Friday 15:59 Open, Trading Days 15:59 - Next trading day 9:31 Closed (New York time)
MCD	McDonald's Corp.	Monday 09:31 - Friday 15:59 Open, Trading Days 15:59 - Next trading day 9:31 Closed (New York time)

Traze ECN Account : Shares CFDs Trading Hours

Symbol	Trading Product Name	Trading Sessions (Note: Trading platforms and servers observe London time, which shifts seasonally between GMT+1 and GMT+0.)
MSFT	Microsoft Corporation	Monday 09:31 - Friday 15:59 Open, Trading Days 15:59 - Next trading day 9:31 Closed (New York time)
NVDA	NVIDIA Corporation	Monday 09:31 - Friday 15:59 Open, Trading Days 15:59 - Next trading day 9:31 Closed (New York time)
ORCL	Oracle Corporation	Monday 09:31 - Friday 15:59 Open, Trading Days 15:59 - Next trading day 9:31 Closed (New York time)
PEP	PepsiCo, Inc.	Monday 09:31 - Friday 15:59 Open, Trading Days 15:59 - Next trading day 9:31 Closed (New York time)
PG	The Procter & Gamble Company	Monday 09:31 - Friday 15:59 Open, Trading Days 15:59 - Next trading day 9:31 Closed (New York time)
SBUX	Starbucks Corporation	Monday 09:31 - Friday 15:59 Open, Trading Days 15:59 - Next trading day 9:31 Closed (New York time)
TM	Toyota Motor Corp.	Monday 09:31 - Friday 15:59 Open, Trading Days 15:59 - Next trading day 9:31 Closed (New York time)
TSLA	Tesla Inc.	Monday 09:31 - Friday 15:59 Open, Trading Days 15:59 - Next trading day 9:31 Closed (New York time)
V	Visa Inc.	Monday 09:31 - Friday 15:59 Open, Trading Days 15:59 - Next trading day 9:31 Closed (New York time)
VZ	Verizon Communications Inc.	Monday 09:31 - Friday 15:59 Open, Trading Days 15:59 - Next trading day 9:31 Closed (New York time)
WFC	Wells Fargo & Company	Monday 09:31 - Friday 15:59 Open, Trading Days 15:59 - Next trading day 9:31 Closed (New York time)
WMT	Walmart Inc.	Monday 09:31 - Friday 15:59 Open, Trading Days 15:59 - Next trading day 9:31 Closed (New York time)
LMT	Lockheed Martin Corporation	Monday 09:31 - Friday 15:59 Open, Trading Days 15:59 - Next trading day 9:31 Closed (New York time)
PFE	Pfizer Inc.	Monday 09:31 - Friday 15:59 Open, Trading Days 15:59 - Next trading day 9:31 Closed (New York time)
MRNA	Moderna Inc.	Monday 09:31 - Friday 15:59 Open, Trading Days 15:59 - Next trading day 9:31 Closed (New York time)
QCOM	Qualcomm Inc.	Monday 09:31 - Friday 15:59 Open, Trading Days 15:59 - Next trading day 9:31 Closed (New York time)
PM	Philip Morris International Inc.	Monday 09:31 - Friday 15:59 Open, Trading Days 15:59 - Next trading day 9:31 Closed (New York time)
NFLX	Netflix Inc.	Monday 09:31 - Friday 15:59 Open, Trading Days 15:59 - Next trading day 9:31 Closed (New York time)
CAT	Caterpillar Inc.	Monday 09:31 - Friday 15:59 Open, Trading Days 15:59 - Next trading day 9:31 Closed (New York time)
PYPL	PayPal Holdings Inc.	Monday 09:31 - Friday 15:59 Open, Trading Days 15:59 - Next trading day 9:31 Closed (New York time)
BRKB	Berkshire Hathaway Inc. Class B	Monday 09:31 - Friday 15:59 Open, Trading Days 15:59 - Next trading day 9:31 Closed (New York time)

Trading Conditions Guide

ZFX's platform allows you to trade on the movements of all the main European and American stock indices. Most of these indices CFDs are available both as Forward (with an expiration date) or Spot (no expiration date, overnight rollover/swap interest applies).

Trading Condition Guide

1. Pips

A pip is the smallest price change that any currency or financial instrument can make. For most currency pairs, it is equal to a 0.0001 price change in the quote currency. In currencies with low unit price, a pip can represent 0.01 units, one notable example being the Japanese Yen. Gold 0.1 Oil 0.01

2. Transaction sizes

ZFX offers flexible transaction sizes throughout all its trading platforms. In addition, whenever the markets are open, our trading desk is available to assist you in placing orders, including transaction sizes greater than the ones stated in the conditions tables above.

3. Trading Hours

ZFX platform operates according to London time, starting from 22:05 Sunday to 24:00 Friday.

Our customer support are open 24/7, available for you by telephone, online and via email.

4. Expiry Date

ZFX's CN300, WTI and Brent oil are futures-based CFD, and as such have monthly expiries. The expiry of the CFD contract is intentionally several days before the respective futures contract to avoid expiry-related price volatility. Upon expiry, all trades and orders for the expiring CFD will be closed. Expiring contracts will be cash settled at the ZFX closing rate. When trading resumes post-expiry, ZFX price will then be based on the next-nearest expiring futures contract price.

Trading Condition Guide

5. Overnight Funding

Overnight Funding, swap rate or rollover is defined as the overnight interest added or deducted for holding a position open overnight. Overnight Funding are determined by the overnight interest rate differential between the two currencies involved in the pair and whether the position is long or short.

Example 1:

EURUSD Short/Long Swap Rate:
2.74/-6.03

Position:
Sell 2 lots of EURUSD

Actual Swap Rate per Day:
2.74x2

= You Receive 5.48USD per Day

Example 2:

USDCNH Short/Long Swap Rate:
30.03/-74.2

Position:
Buy 1 lot of USDCNH

Actual Swap Rate per Day:
-74.2x1

= You Pay 74.2CNH per Day

When convert to USD
(If USDCNH exchange rate: 7.00)

Actual Swap Rate in USD:
-74.2/7

= You Pay 10.6USD per Day

*Actual Swap Rate please refer to MT4 Contract Specification
*3-days Swap applies on Wednesday to account for weekend rollovers

Position	Negative Swap	Positive Swap
Buy/Long	You Pay	You Recieve
Sell/Short	You Pay	You Recieve

6. Leverage

When you trade FX and Gold products on a ZFX Mini Trading Account, you may use up to 1:2000 leverage depending on your trading account equity. For STP and ECN account, we offer up to 1:500 leverage.

Example:

A Mini Account trader has balance of 2500USD, and floating P/L is 600USD, hence the equity of the trading account = 3100USD. As the equity is more than 3000USD, our system will automatically reduce the leverage from 1:2000 to 1:1000.

Therefore, if the trader wants to open a position of Sell 1 lot of EURUSD (1.127/1.128), the required margin will be: $(1.127 \times 100000 \times 1) / 1000 = 112.7\text{USD}$
If the trader decided not to trade at the moment, and the floating P/L reduced to 300USD, hence the equity become 2800USD. As the equity is less than 3000USD now, our system will automatically raise the leverage from 1:1000 to 1:2000.

Therefore, if the trader wants to open the same position now, the required margin will be: $(1.127 \times 100000 \times 1) / 2000 = 56.35\text{USD}$

For risk management purpose, our system will automatically reduce your applicable maximum leverage if any increases in your trading account equity trigger the system to do so. Your existing trades will be affected by this change. Please refer to the leverage tiers below for more information

Trading Account Equity (USD)	Trading Account Equity (USD)
0-3,000	1:2000
>3,000-10,000	1:1000
>10,000-20,000	1:888
>20,000-50,000	1:600
>50,000-100,000	1:400
>100,000-200,000	1:200
>200,000	1:100

Trading Condition Guide

7. Stop Out Level

A stop out level is a specific point at which all of a trader's active positions in the foreign exchange market are closed automatically by their broker, because of a decrease in their margin levels, meaning that they can no longer support the open positions.

Stop Out Level Example:

Stop Out Level = Equity/Margin

Trader A is trading with ZFX STP Account:
Current Equity : **300USD**
Margin Used : **600USD**
Margin Level = **50%**

Since ZFX STP account's stop out level is 30%, therefore, the current position will not be closed automatically

Later, Trader A's Account equity drops
Current Equity : **180USD**
Margin Used : **600USD**
Margin Level = **30%**

Since the Margin Level has reduced to **30%**, and trigger the stop out level for STP account, the current position will be closed automatically to release the margin.

Stop Out Level:

Mini Account – 20%
STP Account – 30%
ECN Account – 50%

8. Dividend

A dividend is the distribution of a portion of the company's earnings, decided and managed by the company's board of directors, and paid to a class of its shareholders. Dividends are payments made by publicly-listed companies as a reward to investors for putting their money into the venture.

All dividend are subject to our announcement, generally accompanied by a proportional increase or decrease in a company's stock price.

Dividend payment received when holding a long position:

Dividend Payment = Component Dividend (weighted, per stock index contract) × Position Size in Standard Lot × Contract Size per Standard Lot Currency Multiplier

Dividend charge deducted when holding a short position:

Dividend Charge = Component Dividend (weighted, per stock index contract) × Position Size in Standard Lot × Contract Size per Standard Lot Currency Multiplier

Example:

On 6th July 2020, HK50 dividend is \$9.149HKD

If Trader A has bought **3 lots of HK50** on **5th July** and holding the position till **7th July**, Trader A will receive dividend payment.

HK50 contract size: **50**
Dividend: **9.149HKD**
Dividend payment: **9.149 x 50 x 3 lots = 1372.35HKD**

When convert to USD
(If USDHKD Exchange Rate = 7.75)
1372.35/7.75 = 177.07USD

Trader A will receive **177.07USD** as dividend payment

Contact Information

traze Customer service

Email:
cs@traze.com

Website
www.traze.com

Risk Warning

ZFX, Zeal, and the multi-coloured “Z” are trading names, service marks or trademarks of Zeal Holdings Limited and may be used exclusively by its affiliated entities with permission. Zeal Holdings Limited operates through the following subsidiaries:

Zeal Capital Market (Seychelles) Limited is a financial institution specializing in providing multi-asset trading services including currencies (foreign exchange, forex or FX), commodities, indices and shares to institutional and retail investors, and is mainly compensated for its broking services through bid/ask price differences (spread) and/or commissions.


Zeal Capital Market (Seychelles) Limited is regulated as a Securities Dealer by the Financial Services Authority of Seychelles, license number: SD027. Its principal office is at: Office 1, Unit 3, 1st Floor, Dekk Complex, Plaisance, Mahe, Seychelles.

Zeal Capital Market (UK) Limited is authorised for specific activities and product types including dealing in investments as agent, dealing in investments as principal, arranging (Bringing about) deals in investments and making arrangements with a view to transactions in investments by the Financial Conduct Authority, FCA Registration Number (FRN): 768451. Its principal office is at: No. 1 Royal Exchange, London, EC3V 3DG, United Kingdom

This website: www.zfx.com is operated by Zeal Capital Market (Seychelles) Limited.

© 2022 Zeal Capital Market (Seychelles) Limited. All rights reserved.

Risk Warning: Contracts for Difference (CFDs) are complex instruments and come with a high risk of losing money rapidly due to leverage. You may be required to make further deposits in order to meet your margin requirements. You should consider whether you understand how CFDs work and whether you can afford to take the risk. The historical financial performance of any underlying instrument is no guarantee or indicator of future performance. Trading financial derivatives may not be suitable for all investors. Please ensure that you fully understand the risks involved, and seek independent advice if necessary.



traze